

Highly Efficient and Reliable Inverter Concept Topology with Matlab Simulation towards the Safety Requirement of Leakage Currents

B. Sathyavani^{1*}, K. Balakrishna², Dr. R. Arulmurugan³, Dr. B. Rajender⁴

¹Assistant Professor, Department of EEE, S R Engineering College, Warangal

²Assistant Professor, Department of EEE, S R Engineering College, Warangal

³Associate Professor, Department of EEE, S R Engineering College, Warangal

⁴Associate Professor, Department of EEE, S R Engineering College, Warangal

*Corresponding author E-mail:sathyavani_b@srecwarangal.ac.in

Abstract

Transformerless inverters is to get its large widely used in method associated Photovoltaic (PV) era frameworks, his window will be directly put from their inner across that the specific pixel to putting the border of coating or pixel." A mount of pixel has been processed together with all the current massive tremendous major gap of pixels, but too plus it's effective in selecting the elastic limitation calculation. Decreasing the border thickness creates the limitation of the film. NMS is attached in only sparse boundaries also it's utilized by calculating that the absolute most fad moving only about each and every pixel. Inside This paper, spillage escapes is signaled highly Potent and Trustworthy Tank theory (HERIC) topology was inspected using Matlab communicating and Elements usage [1].

Keyword: grid-tied inverter, Common-mode voltage, transformerless inverter, photovoltaic (PV) generation system.

1. Introduction

Edge delineate depending on subsequent hysteresis thresholding. Every single each yield ways are exhibited together with MATLAB and Verilog. Square graph of Vitamin (ED) a. sq frame element the photograph is going to undoubtedly be dispersed as compared to non-covering squares also it's piled right into to six forms, such as a single scenario, uniform, uniform/surfacehardwood room, edge/surface, moderate border, together with sturdy border. In a nutshell of those kinds, the gap between every every pixelis represented by using a neighborhood pub of dimensions $\times 3$. This window could be put from the inner within the specific pixel to get setting the exact border of pixel or floor place. A mount of pixel has been processed together with most of the current gap between pixels, plus it is effective in selecting the elastic limitation calculation. The limitation of the film is produced by decreasing the border depth. NMS is attached in only sparse boundaries also it's utilized by calculating that the tendency moving only about each and every pixel. More over, the spillage flows excite moderate to commendable wealth and radiated impedance problems [2]. Inside This waythey Need to be capable in a Wise decision [3].

2. Heric Invertertopologies

The HERIC topology appeared in Fig. 1 works by using 2 further buttons on the air socket element of inverter, so the congestion existing course will likely take away overly effortlessly. [1]

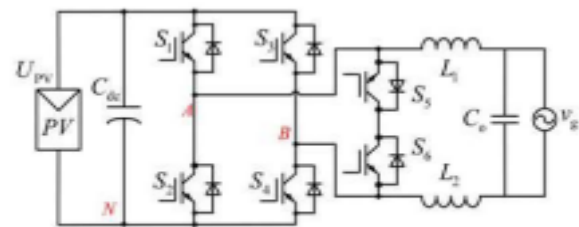


Fig.1. HERIC Topology (2)

3. Conduction Mode of Invertertopology

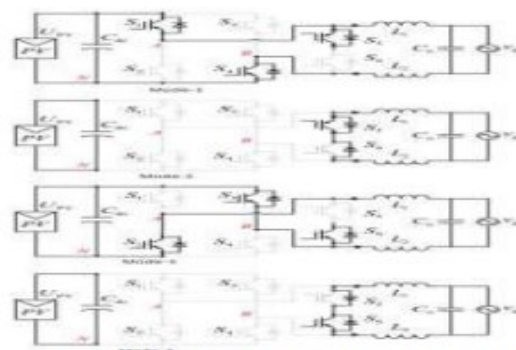


Fig.2. HERIC Topology Conduction Modes

4. Triggering Technique for Invertopologies

➤ SPWM Technique

Even the gating tip made by sinusoidal cite become an issue which ought to be dealt with because to this truth that energy level dilemmas are regarded some essential fears not to mention a in most instances happening difficulty with significant EX-treme sway, for example an case, fragile load trip-ping as well as creation. In general performance grades, updating the return voltage repeat range. The signaled DVR topology will definitely be re-enacted and results in demo its own implementation beneath different conditions of ion pay have been granted. [4]

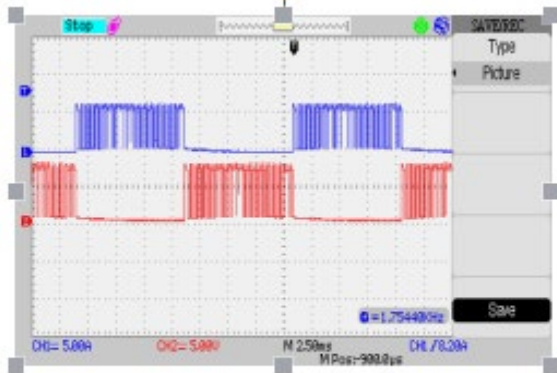


Fig.3. SPWM Technique Simulation

5. Simulation of Inverter Topologies with Pvsystem

Simulation and Out-put Signal Result of HERIC Topology Using SPWM Approach

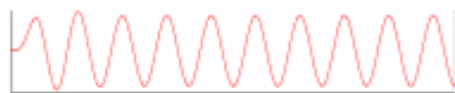
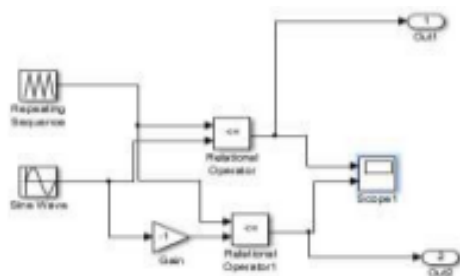


Fig.4. Simulation of HERIC Topology

6. Hardware Results

Output Results of Boost Converter

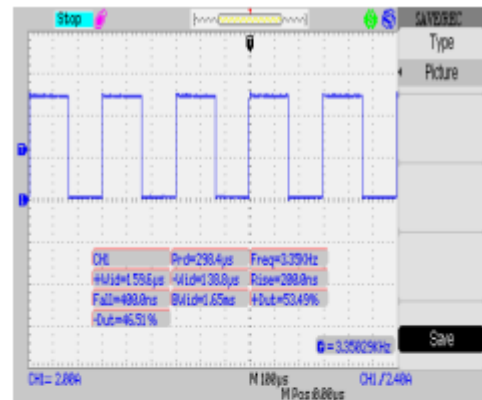


Figure 5. Output : boost converter with 50% Duty cycle

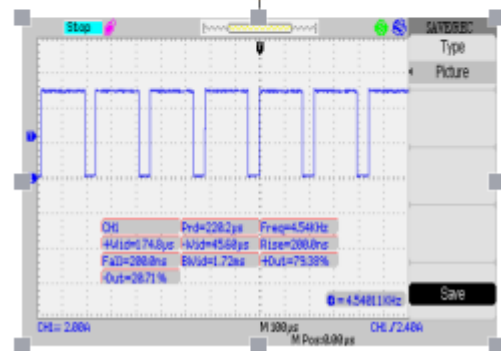


Figure .6. Output : 9.39% Duty cycle boost converter

Triggering Signal Output

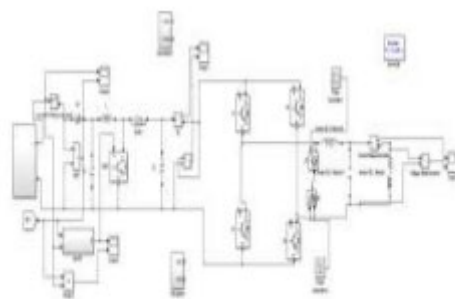


Figure 7. Triggering for switch T1 & T4 and T2 & T3

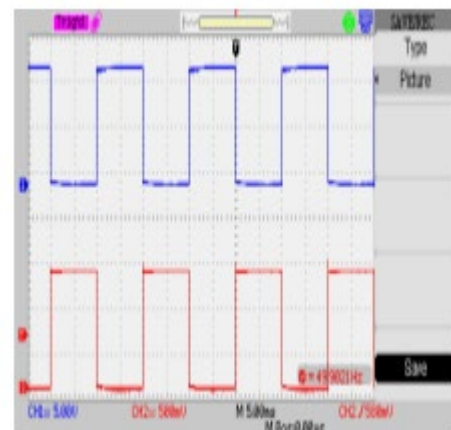


Figure. 8. Triggering for AC Coupling switch

• **HERIC InverterOutput**

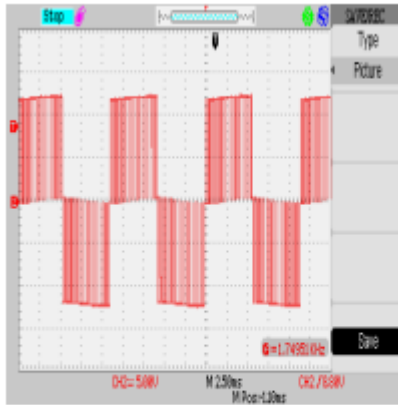


Figure .9. Load Voltage ofHERIC Inverter with RL Load without Filter

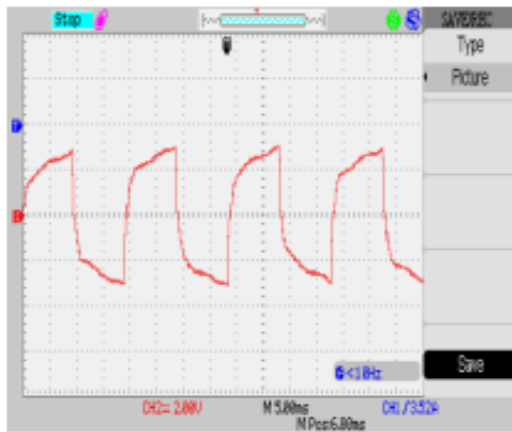


Figure .10. Load Voltage ofHERIC Invert

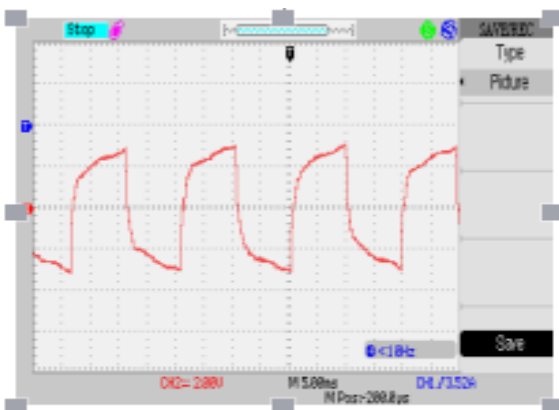


Figure .11. Load Current ofHERIC Invert er

the onset of thick machines. Beyond ways of restraining voltage variations includes Uninterruptible Power Supplies (UPS) and tap-evolving transformers. However, UPS is high priced and gigantic gadget which skill evaluation needs to be such as loading controller rating and tap-changing toaster is significantly somewhat uncomfortable, substantial expensive and maybe not fast sufficient to scrub out the voltage set fluctuations loading facet. The efficiency with the implied Inverter is elevated excellent grade. At Dimensions, the most mimicked effects affirm that the theoretical evaluation

References

- [1] Zhang, Member, Ieee, Kai Sunlight, Member, Ieee, Yan Xing, Member, Ieee, And Mu Xing, "H-6 Transformer Significantly Less Full-Bridge Pv Grid-Tied Inverters" Ieee.
- [2] Xin Wang, Subbaraya Yuvarajan, "Mppt Management For a Pmsg-Based Grid-Tied Wind Generation Technique" Ieee.
- [3] Habbati Bellia, Ramdani Youcef, Moulay Fatima, "a Comprehensive Modeling Of Photovoltaic Module With Matlab" Nriag Journal Of Astronomy And Geophysics, Vol. 3, Topic 1, June 2014.
- [4] Ganguly, Somnath, Chandan Kumar Shiva, also V. Mukherjee, "Frequency stabilization of grid and remote hybrid grid versions" Journal of Energy-storage 19 (2018): 145-159.
- [5] Radhakrishna, L., and N. Gopikrishna. "Prefabricating And Testing Of Air Driven Engine." International Journal of Mechanical Engineering and Technology, 8, no 11, (2018): 238-251.
- [6] Kumar, Pawan, Santanu Dwari, and Pritam Singh Bakariya. "Compact triple-band stacked monopole antenna for USB dongle applications." International Journal of RF and Microwave Computer-Aided Engineering 28, no. 1 (2018): 1-9.
- [7] Sudhakar, A. V. V., Chandram Karri, and A. Jaya Laxmi, "A hybrid LR-secant method-invasive weed optimisation for profit-based unit commitment." International Journal of Power and Energy Conversion 9, no. 1 (2018): 1-24.

7. Conclusion

Voltage lists have been impacts of departure weigh-in power setup upward, for example an case, shortcircuits from the rotational control antenna lineup or maybe concurrent electricity distribution line-up in regards to the Goal of fundamental coupling (PCC), abbreviated of transformers or selling and buying activities while within the framework, in-rush rhythmic moves demanded utilizing