International Journal of Engineering &Technology, 7 (3.12) (2018) 1298 -1302

International Journal of Engineering & Technology

Website: www.sciencepubco.com/index.php/IJET

Research paper

Visual Background Extractor with Improved Sobel Operator for Moving Object Detection

U Pavan Kumar[1*], Bharathi S H[2]

[1]Research Scholar, [2]Professor
[1,2]REVA University, School of Electronics and Communication Engineering, Bengaluru, INDIA
**Corresponding Author E-mail: [1]jupiterpavan@gmail.com, [2]bharathish@reva.edu.in*

Abstract

Movement detection plays a vital undertaking in numerous video based operations. A specific foundation subtraction strategy called Visual Background Extractor. It is utilized to accomplish closer view objects from the foundation of its high presentation range and low calculation. The execution isn't satisfied with a specific technique. So it speaks to an enhanced Visual foundation extractor calculation to improve the rightness and strength of progress location. In particular, a frontal area trademark outline made by enhancing the result of ViBe calculation. At that point the edge recognition of the one of a kind video outlines is accomplished after pre-honing utilizing enhanced Sobel operator. At last, the closer view, foundation highlight maps and shape substantial, the movement location outcome can be gotten. The examinations uncover the changes of the proposed adjustments at a fractional extra cost.

Keywords: *Motion detection, Vibe, Edge detection, Sobel operator.*

1. Introduction

In the recent years, a video surveillance system [1] is a hot topic in both public and private sectors. The ascension in the video analytics is due to public knowledge on the threats posed to the modern society by terrorism, crime and vandalism. The popularity of high definition cameras are growing in present environment. The quick enhancement in the video surveillance systems enables to generate massive video data. Conventional video analytics is becoming composite to analyze the objects in the video. Hence, the extraction of useful knowledge from massive video framework has become a research hub in the computer vision field. Moving object detection [2] is one of the sub-domains in visual surveillance systems. It is mostly working as pre-processing stair for detecting the objects. Henceforth, a well-organized and exact classification method is required for detecting the objects.

In the course of the most recent decade, video observing in broad daylight spaces has turned into the most essential concern around the world. As the quantity of observation cameras is developing altogether, certifiable application, for example, keen expressway framework, checking framework and interruption identification framework requires quick and vigorous movement recognition method in video arrangements. Some every now and again utilized calculations for movement location are foundation distinction strategy, outline contrast technique, and optical stream technique. Foundation distinction and edge contrast are both simple to execute, yet they can be effortlessly valuable by commotions. Optical stream technique [3] is all the more much of the time utilized, yet it is hard to achieve continuously identification because of its high computational intricacy.

An algorithm Visual background extractor available by Marc Van Droogenbroeck and Olivier Barnich is affirmed to perform well when contrasted and other unsurprising strategies, high acknowledge rate and low computational quality.

Be that as it may, the separated foundation is insufficient, and contains cracks, noise and recognition exactness should be better. We show a system to manage the issues by melding and post-processing closer view and edge trademark maps. To begin with, we utilize Visual background extractor algorithm for pre-recognition and do enhancing to get closer view highlight outline. At that point by utilizing enhanced Sobel operator with Otsu method of the first video groupings, the edge highlight outline. It contains formed data of the movement objects. At last, the enhanced consequences of movement identification by combining closer view and foundation maps and doing shape filling.

2. The Background Subtraction Model: Vibe

The Visual background extractor model belongs to the foreground object segmentation method [4]. It is the pixel modal and classification process. Let v(x) be the pixel valued resided at x in color space model and v (i) is the ith sample of background model. Then the background model for each pixel x is given as:

$$M(x) = \{v_1, v_2 \ldots v_n\} \quad (1)$$

Each pixel is changed into sphere S_R (v(x)) $\cap$ $\{v_1, v_2 \ldots v_n\}$ > #min
Where #min is the set of intersection.
The background model of sample value is given by:

$$P(t_0, t_1) = e^{-\ln\left(\frac{N}{N-1}\right)^{t_1 - t_0}} \quad (2)$$

ViBe is a pixel-level establishment subtraction computation, which is fundamental and parameter less. It uses pixels in the territory to shape a foundation show, and distinguish forefront zone by differentiating the ongoing pixel and the model.

To begin with, every pixel is put away in an example accumulation, and the estimations of the example gathering are an arrangement of pixel esteems taken in the past in the area or at a

Copyright © 2018 Authors. This is an open access article distributed under the Creative Commons Attribution License, which permits unrestricted use, distribution, and reproduction in any medium, provided the original work is properly cited.

similar area. At that point the present pixel esteem is contrasted with the example assemble with decide closer view. At last, select example of pixels to be supplanted subjectively, and refresh tests of pixel in the area arbitrarily.
The algorithm can be partitioned into the accompanying three stages: initialization of model, detection of foreground, and model update [5].

2.1 Initialization of Model

ViBe requires one frame to initialize the model, differing to many other algorithms that need more than one frame to initialize their model. ViBe can initiate with the segmentation [6] in the very foundation which is a significant feature. For each pixel x, the set M(x) is filled arbitrarily with samples around the spatial neighborhood of x.
Initialization of Model is a strategy for making the sample group. For usually utilized algorithms, contemplating a specific video of length arrangements is expected to the model initialize, which will have an effect on the continuous ability. At the point when abrupt changes happen in video outlines, reinitializing the model is mandatory which will take some point in time too. As opposed to sitting tight for a couple of edges to instate, Visual background extractor algorithm can be introduced utilizing just a single casing. It utilizes the data of pixels in the area to introduce as indicated by the possibility that the estimation of a pixel imparts a comparable circulation to its neighboring pixel. The indepth strategy is as follows:
Let $P_t(x)$ is the P associated area of pixel x at the point in time of t whenever t=0, $P_0(x)$ represents the first edge of adjacent pixel and $P_0(x)$ is distinct as

$$P_0(x) = \{P_0(x), P_1(x), P_2(x), \dots P_N(x)\} \quad (3)$$

For every pixel pick individual value from N nearest pixel values, the sample group of initialization is

$$R_0(x,y) = \{v \mid v \in P_t(x)\} \quad (4)$$

Where $R_0(x,y)$ is the pixel value position (x,y) in background model initialization.
The method of initialization cannot just decrease the ideal opportunity for making the model, but also can be stretchy in case of unexpected changes in background.

2.2 Detection of Foreground

It's aim is to detect the changes in image sequence [7] and requires only information of change in the scene. There are two steps to identify foreground in a basic process. To begin with, decide if the present pixel matches to the foundation demonstrate as indicated by the data of N pixel tests. At that point, compute the quantity of pixels in frontal area and foundation independently. Expect R as a settled edge for foundation discovery, and compute the outright contrast [8] of every pixel in current edge with all N pixel esteems in past casing of a similar position. The pre detection of each pixel is given by

$$f(x,y) = \begin{cases} |E(x,y) - R_0(x,y)| > R, & foreground\ pre-detection \\ |E(x,y) - R_0(x,y)| \le R, & background\ pre-detection \end{cases} \quad (5)$$

Where $E(x,y)$ is the pixel esteem in position (x, y) of the current frame and $R_0(x,y)$ the pixel esteem similarly situated in test accumulation of the past casing. On the off chance that the outcome is more prominent than the limit R, the pixel is pre-identified as a frontal area point, else it is pre-recognized as a background one. We set S_{min} as the insignificant coordinating cardinality. At the point when S is bigger than or equivalent to the given background competitor S_{min} the pixel is viewed as a background one or else it is named as a foreground pixel which can be

$$C_i(x,y) = \begin{cases} 1 & S < S_{min} \\ 0 & S \ge S_{min} \end{cases} \quad (6)$$

$C_i(x,y)$ =1 means that pixel esteem in position (x,y) is a foreground point and $C_i(x,y)$=0 signifies is background one . In this approach we get a binary result of closer view location from background.

2.3 Updation of Model

Updation of model of Visual background extractor algorithm is considered into three stages: Firstly, when a pixel to be refreshed out of sight demonstrate, a most recent pixel esteem in the example amass replaces a pixel arbitrarily. The memoryless strategy [10] guarantees put away examples have a smooth breaking down life expectancy in foundation pixel display. Besides, as an option of requiring refresh of each casing, Visual background extractor algorithm refreshes just with a specific 1/δ probability. These self-assertively timing sub-examining component results in broadening time windows, which are encased by the foundation pixel models and thirdly, for every pixel which should be proficient, pick a pixel from its neighboring self-assertively in foundation demonstrate. By enabling examples to disperse between close pixels, the spatial consistency of the foundation model can be ensured in the meantime.
To modify the progressions and get correct result in movement identification, Visual background extractor algorithm receives an ordinary refresh conspire, which can dispense with the foreground pixels in background model.
Visual background extractor algorithm utilizes an arbitrary system for gathering. Every single one of background pixel has a choice of 1/δ to be arbitrarily chosen to refresh next model collection. The proportionate chance to refresh its own particular sample collection with arbitrary choice procedure. Additionally, when a closer view pixel achieves the settled edge, change it as a background pixel, likewise has the chance of 1/δ to pick a pixel in its sample collection [11] alternately to update the model.
ViBe algorithm is considered into three stages: Firstly, when a pixel to be updated out of sight demonstrate, a most recent pixel esteem in the example assemble replaces a pixel arbitrarily. The memoryless strategy guarantees put away examples have a smooth decaying life expectancy in background pixel display. Furthermore, as an option of require update of each edge, ViBe algorithm updates just with a specific 1/δ probability. These arbitarily timing sub-sampling component results in broadening time windows, which are encased by the background pixel models and thirdly, for every pixel which should be productive, pick a pixel from its neighboring subjectively in background model.

3. Visual Background Extractor Modifications

Utilizing Visual background extractor algorithm we defined enhanced Otsu algorithm with Sobel operator to create edge highlight delineate [12], advance the impact of Visual background extarctor to get the foreground attribute area include outline enhancing toughness. By combining the above component maps, we do shape filling subsequently to get the ultimate outcome of movement location.
We utilize correct morphology task and middle channel to advance the foreground identification consequence of ViBe algorithm. In this procedure, few picture cracks are filled and noises are diminished. To the sharepen task on the first casing for enhanced division of foreground from background at that point utilize enhanced Sobel operator with Otsu method to improve the situation edge recognition and edge highlight delineate delivered. At long last, intertwine forefront and edge include maps and from that point onward, by form filling for additionally taking out

picture cracks and clamors, the movement recognition outcomes can be acquired.

3.1 Feature Map of Foreground

The outcome of forefront location utilizing Visual background extractor algorithm contain cracks and clamors in pictures. We initiated the numerical morphology [13] task system on identified frontal area keeping in mind the end goal to simplicity of those cracks. The fundamental thought is to utilize auxiliary components with square shape to build up the relating state of the pictures.
Morphological close activity goes for wiping out the slight hole and considerable cracks, and it is a gathering of disintegration and expansion tasks. After morphological close activity, the distinguished frontal area picture still contains a few noises ineluctably, which control on greatness of the closer view picture. As an option of obscuring the picture particularly, middle channel can expel one-off noises, as well as keeps up the edge qualities of the image, which can be obliging for edge recognition a while later. The central rule of middle separating on a pixel is to organize the pixel dark level of an unmistakable neighborhood the area, and take the mid value of the region [14] as the present pixel gray value.
We utilize 3×3 median filter to smooth and diminish noises on numerical morphology worked pictures with Visual background extractor algorithm. After improvement, we get the closer view highlight outline. Sobel operator is a derivate mask and is used for edge detection.

3.2 Feature Map of Edges

In spite of the Sobel operator can lessen noises to different level, without much of a stretch oversight some noise points changes especially, to such an extent that some genuine edge focuses will be remembered fondly. Subsequently, sharpening procedure [15] and utilize Otsu algorithm of a kind casings for pre-handling before distinguishing edges.
To sharpen the picture, we utilize high-pass filter, which can enhance pictures utilizing dark level connection amongst pixels and their adjoining focuses. High-pass filter can eliminate low-recurrence

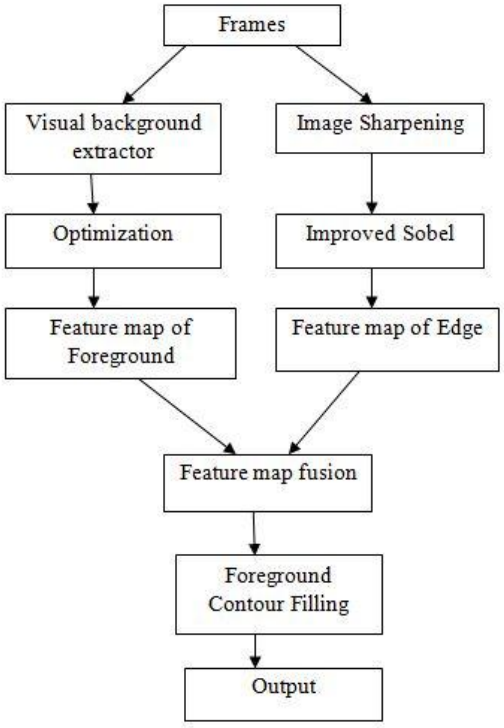

Fig. 1: Proposed Method

segments in pictures, while it doesn't include high-recurrence segments. Along these lines, high-pass filter improves blurred elements and edges. In meantime, picture differentiate is additionally prevalent, which would be valuable for picture segmentation of Otsu algorithm [16].
Otsu algorithm is a nonparametric technique for threshold accumulation for segmentation. Through edge segmentation, closer view and foreground are ordered for edge highlight location. The crucial hypothesis of Otsu algorithm utilizes the limit is to classify picture into two distinct classifications. The edge is chosen adaptively, as indicated by the direction that the more change between two classes has, the more extraordinary of two sections of the pictures. At the point when part of the picture is misclassified, the difference of two classes will be little. An ideal limit is preferred to augment the separation between two different classes in dim qualities.
Assume that a picture contains M×N pixels, and the gray value estimation of every pixel is meant by f(m,n). The two convolution kernels i_1(x,y) and i_2 (x,y) are defined as follows

$$\sum_{n=1}^{N} f(m,n)i_1(i-m,j-n), \sum_{m=1}^{M}\sum_{n=1}^{N} f(m,n)i_2(i-m,j-n) \quad (7)$$

-1	0	1
-2	0	2
-1	0	1

-1	-2	-1
0	0	0
1	2	1

z_1	z_2	z_3
z_4	z_5	z_6
z_7	z_8	z_9

Fig. 2: 3×3 of Sobel Kernel

The X-axis of Gradient is

$$G_X = (Z_7 + 2Z_8 + Z_9) - (Z_1 + 2Z_2 + Z_3) \quad (8)$$

The Y-axis of Gradient is

$$G_Y = (Z_3 + 2Z_6 + Z_9) - (Z_1 + 2Z_4 + Z_7) \quad (9)$$

The image of Gradient is

$$\nabla f(x,y) = \frac{\delta f}{\delta x}\vec{\imath} + \frac{\delta f}{\delta y}\vec{\jmath} = g_x\vec{\imath} + g_y\vec{\jmath} \quad (10)$$

Gradient of magnitude is

$$G(i,j) = \sqrt{{g_x}^2 + {g_y}^2} \quad (11)$$

3.3 Motion Detection

Motion can be detected by measuring change in speed of an object. After detection of foreground and background characteristic of maps , the post-processing to get enhanced outcome of motion detection
The foreground and background attributes of maps are converged by a particular extent, and thresholding tasks are additional performed. At that point a fix edge is utilized to recognize moving districts from foundation. The partition of the alteration of intensity amongst closer view and background pixels. At that point we utilize edge forming calculation to expel peripheral edge

locales for extra filling breaks of the whole frontal area picture. The binary image of information picture conservativeness esteem is 0 or 255. Compactness value in the situation of (i,j) is signified by p(i,j).

4. Experimental Results

The video sequences are utilized to check originates from the highway index of the Change Detection dataset. The video outlines are 320×240 pixels in measure. The first Visual background extractor algorithm is additionally acknowledged to assess with our strategy. As found in figure 3, the outcome of the Visual background extractor algorithm contains noises and breaks, and the discovery of movement of vehicles is fractional. The outcome of the proposed algorithm accomplishes improved movement identification, for reduction of noises [17][18] on background, and the identification is outright and smooth. We can figure the computational time of the two calculations. From the table 1, the time of handling the entire 1500 video arrangements utilizing the first Visual background extractor algorithm is 14366ms, so the preparing speed is 8.43 ms for every casing. When utilizing our proposed strategy, the aggregate preparing time is 14684 ms. The normal handling time is 8.62 ms for each edge contrasted and the first Visual background extractor algorithm. The proposed strategy enhances the execution on movement location at a restricted extra cost.

Table 1: Difference of Computation Time

Method	Total Duration	Mean Duration
Visual background extractor	14366 ms	8.43 ms
Proposed Method	14684 ms	8.62 ms



(a) The 690th Video Frame



(b) Ground truth

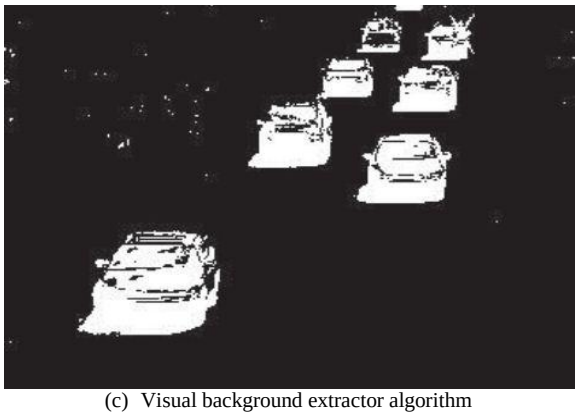

(c) Visual background extractor algorithm



(d) Proposed algorithm

5. Conclusion

We show a strategy to manage the movement identification of problem by intertwining foreground and background trademark maps in light of an enhanced Sobel operator and Visual background extractor algorithm. Initially the Visual background extractor algorithm for pre-recognition and to advance the activities of closer view include delineate. At that point we get the edge highlight guide of distinguished movement by utilizing enhanced Sobel operator. At last, by contour edge shape data with the underlying recognized target territory, we get the outcome of enhanced zone of movement identification. The trial comes about demonstrate the projected algorithm can accomplish more exact movement location at a restricted extra cost as contrasting and the first Visual background extractor algorithm.

References

[1] U Pavan Kumar, Bharathi S H, "A Review on Outdoor and Indoor Automated Video Surveillance Systems" in the International Journal of Computer Applications volume 132 number 6: 40-47, December 2015.

[2] K. Das, M.K. Bhowmik, B.K. De, and D. Bhattacharjee, Background Subtraction Algorithm for Moving Object Detection Using SAMEER-TU Dataset, in Proceedings of Fourth International Conference on Soft Computing for Problem Solving, 2015: 279-291.

[3] T. Bouwmans, "Recent Advanced Statistical Background Modeling for Foreground Detection-A Systematic Survey", International Journal of Recent Patents on Computer science, Vol.4, No.3, pp. 147-176, 2011.

[4] S. Brutzer, B. Hoferlin, and G. Heidemann, Evaluation of background subtraction techniques for video surveillance, Computer Vision and Pattern Recognition, 2011:1937-1944.

[5] A. Sobral, A. Vacavant, "A comprehensive review of background subtraction algorithms evaluated with synthetic and real videos",

International Journal of computer vision and Image Understanding, Vol.122, pp. 4-21, 2014.
[6] S. Negahdaripour, Revised definition of optical flow: Integration of radiometric and geometric cues for dynamic scene analysis, IEEE Transactions on Pattern Analysis and Machine Intelligence, 20(9): 961-979, 2002.
[7] M. Weng, G. Huang, X.Da, "A new inter-frame difference algorithm for moving target detection", 2010 3rd International Congress on Image and Signal Processing, 285-289, 2010.
[8] O. Barnich and M. Van Droogenbroeck, ViBe: A universal background subtraction algorithm for video sequences, IEEE Transactions on Image Processing, 20(6):1709-1724, 2011.
[9] Chien, Shao-Yi, et al. "Video object segmentation and tracking framework improved threshold decision and diffusion distance." IEEE Transactions on Circuits and Systems for Video Technology 23.6, pp. 921-934, 2013.
[10] S. Brutzer, B. Hoferlin, and G. Heidemann, Evaluation of background subtraction techniques for video surveillance, in Proceedings of IEEE International Conference on Computer Vision and Pattern Recognition (CVPR), 2011: 1937-1944.
[11] N.Singla, "Motion Detection Based on Frame Difference Method", International Journal of Information & Computation Technology, Vol.4, No.15, pp.1559-1565, 2014.
[12] K.E. A. Van de Sande, J. R. R. Uijlings, T. Gevers, and A. Smeulders, "Moving Object Detection by Detecting Contiguous Outliers in the Low-Rank Representation", in Proc.IEEE, Nov. 2013.
[13] C.Q. Yin, Y.Q. Luo, and D.Q. Zhang, A novel background subtraction for intelligent surveillance in wireless network,Wireless Communications and Networking Conference, 2014:3017-3021.
[14] Zhang Yujia, Zhao Xiaoguang, Tan Min, "Motion Detection Based on Improved Sobel and ViBe Algorithm" in Proc. IEEE, 2016, pp.4143-4148.
[15] A K. Chauhan, P. Krishan, "Moving Object Tracking using Gaussian Mixture Model and Optical Flow", International Journal of Advanced Research in Computer Science and Software Engineering, Vol.3, No.4, pp. 243-246, 2013.
[16] N. Otsu, A threshold selection method from gray-level histogram, IEEE Trans. Syst. Man Cybern., 9: 62–66, 1979.
[17] L.Li, W.Huang, I.Gu, and Q.Tian, "Foreground Object Detection from Videos Containing Complex Background ", ACM 2003.Jing Zhong, Stan Sclarofi , "Segmenting Foreground Objects from a Dynamic Textured Background via a Robust Kalman Filter", in Proc. IEEE, 2003.
[18] Xinchen Ye, Jingyu Yang, Xin Sun, Kun Li, "Foreground Background Separation From Video Clips via Motion-Assisted Matrix Restoration", in Proc. IEEE , 2015, pp. 2577-2580.
[19] A. Aslam, E. Khan, and M.M. S. Beg, Improved edge detection algorithm for brain tumor segmentation, Procedia Computer Science, 58: 430-437, 2015.