

An Efficient QOS Improvement Established on Unreasonable Investment, with a Half and Half Node Participation Clustering Approach in Mobile Ad Hoc Network

T. Ramani^{1*}, P. Sengottuvelan²

¹Research Scholar, Bharathiar University, Coimbatore.

²Associate Professor & Head, Department of Computer Science, Periyar University, PG Extension Center, Dharmapuri.

Abstract

Mobile ad hoc network (MANET) is characterized as a self-arranging foundationless system utilized for correspondence by wireless connections with the help of nodes. A MANET is suggested as the wireless system with autonomous nodes moving naturally concerning each other. Because of the different free moves of nodes, a lot of packet misfortune happens in transmitting the packet from source to goal. The danger of lousy node conduct is extraordinarily high. The unsecured unplanned system condition is started because of the progressive idea of systems and node portability. Likewise, the assignment of central administration is more confused in an improvised order. Because of the concept of free moving attributes, MANET faces disgraceful node collaboration. In this proposed work manages node collaboration to security issues like Unreasonable Investment, with a Half and Half Node Participation based Clustering approach (UIH²NPC) in MANET. The node collaboration among the nodes in MANET is enhanced by estimating the weightage of helpfulness of every node in the system. The assessment of node collaboration weightage identifies the external nodes contribution in the order. Execution assessments are done.

Keywords: Unreasonable investment, half and half node participation, cluster, collaboration weightage, Manet.

1. Introduction

The clustering of a node is done given the helpfulness weightage. The clustering procedure is done in light of the nodes which have high helpfulness weightage and goes about as a CH. In the wake of allotting the cluster head, the CH will figure out how to bunch the nodes given the helpfulness weightage coordinated with it. At that point, the correspondence happens among the nodes in light of clustered esteem.

The procedure of the proposed cross variety approach for node participation based clustering is portrayed in the additional area. The clustering development faces the issue of massive overhead in external data going for cluster support. The better and brighter self-sorted out clustering plan activities to lessen the external data going for cluster development. Self-sorting out and weightage based clustering utilizes the cluster routing data for cluster arrangement without the requirement for outside going of control messages. Limiting the outside control messages in the cluster arrangement and cluster upkeep stage encourages control utilization of every node in MANET.

This expands the life expectancy of every node in MANET and thus of the system as a total. In node clustering, the cluster head does not have any extra overhead of routing all packets of its cluster. Along these lines, the power utilization of the cluster head is the comparison as that of any common node inside the group. The cluster head in cluster development maintains a strategic distance

from external data concerning the cluster. Clustering of nodes in light of weightage and self-arranging recognizes the cluster portal amid cluster arrangement period of the group and its limits. This limits the overhead by expelling the specific messages required to assess cluster portals.

In this way, clustering task in light of weightage node collaboration and self-association perform better as far as data passing, control utilization, inertness in cluster arrangement and the responsibility of parts, for example, cluster head, cluster passage, cluster part to the nodes in the cluster. Encourage self-association handles the cluster head moves out of the group. Another cluster head is to be re-chosen. Cluster head decision procedure of information transmission depends on the announcement of the agreeable condition. The actual situation includes every single mobile node into correspondence toward the CH decision process. A change is developed between nearby vitality preservation and system activity when the agreeable circumstance is undisturbed, for example, on account of narrowly minded clients.

The CH determination process considers and rejects the node irresponsibility toward the CH race. Re-decision of a cluster head in a packet cluster without deterioration node, the general structure of the MANET in clustering process enhances the security and QoS beating the restrictions. At long last, the crossbreed approach for node collaboration based clustering upgrades the security level through determining weightage of node helpfulness and builds arrange life expectancy without anyone else sorting out the nodes.

2. Related Work

The collaborative detection combines the output of the local algorithm, to form a distributed, collaborative intrusion detection system. The author uses Dempster-Shafer theory of evidence as fusion algorithm because it does not require any prior knowledge of the system, to make it suitable for anomaly detection, for improving the performance of local algorithms [1].

Distributed and safe weighted clustering algorithm, which is an extension to find some routing problems and attacks on the network [2]. A safe and a stable CH was elected based on the five metrics, mobility, residual energy, connectivity, a distance between the nodes and balanced level of the neighbor.

The source node unicast the message to the selected CH, and it takes the responsibility of aggregating the data from the cluster, and it forwards the aggregated result to the sink for constructing the Minimum Spanning Tree [3].

The weighted clustering algorithm by proposing a new algorithm called node quality based clustered algorithm for efficient data transmission in the network [4]. The author implements this algorithm in two models Node Priority and Range zone aggregation. In Node priority, a priority is assigned to every node.

An energy efficient, safe and weighted clustering algorithm (ES-WSA) to improve the battery power and network lifetime of the node [5]. The algorithm is to avoid re-election of CH and restructuring of the entire network.

The meeting point of this does research to develop methods to share efficiently the information provided by existing DDoS attack detection system to improve the accurateness of defense rather than to improve upon current available DDoS detection methods [6]. The basic ideas about is a global protection infrastructure build as an overlay system on top of the Internet during attack detection in the network[7].

Botnet dramatically reduces the time controlactive also it considers data are storing. Data storing is another bot resource an attacker can use without permission. Anonymity is significant to the attacker, so storing ill-gotten gain across the botnet keeps incriminating evidence away from the attacker's machines [8]. Additionally, there are efficiency, redundancy, and availability benefits of having a distributed data store.

Communications provide reliable, fast and widespread collaboration among human being detection nodes to improve the correctness of

detection in the middle complex [9]. Given the grand scale of the internet and reason of this infrastructure, necessitate resilient and scalable communicate mechanism to swap over the attack in sequence. To design directional rumor mechanisms to discharge this need while dropping in the clouds of information distribution [10].

Ultimate DDoS Defender, present Distributed Denials of Service (DDoS) attacks have become the discouraging problem for businesses, state superintendent, and computer system users [11]. As new preparations are developed to prevent or alleviate attacks, attackers are continually evolving new methods to circumvent these new procedures, designate various attack mechanisms, categories, the scope of attacks and their existing countermeasures [12].

Distributed Denial of Service Detection Approaches streams that know how to be second-hand to become conscious of the attacks near the source [13]. To balance this transaction, their dissertation, try to detect the attack in the transitional network. As the interchange is not aggregate enough in the interim network, current single deployment detection systems cannot detect assaults with far above the ground accuracy. As a result, the false report alarms will guide to affect radically awful traffic [14].

The two most popular open source signature-based detection approaches are used they are, centralized and structured. In this approaches communicating directly, or through the secret station, with the knowledge and control node. Botnets receive commands from the knowledge and control node and send results back to the knowledge and control node [15]. Botnets that are more cultured create a hierarchy of command and control servers to make it harder, to track down the central command and control server. In ad hoc networks, each node is willing to forward data to other nodes, the determination of which nodes forward data is made excitedly based on the network connectivity [16].

3. Material and Methods

The Unreasonable Investment, with a Half and Half Node Participation based Clustering approach (UIH²NPC), split the entire position of the framework into some little scale zones. For each territory, a cluster head is picked given various characteristics of nodes. For each node, the strategy measures node strength; the method selects the cluster head for each territory. The detail of the procedure is talked about below.

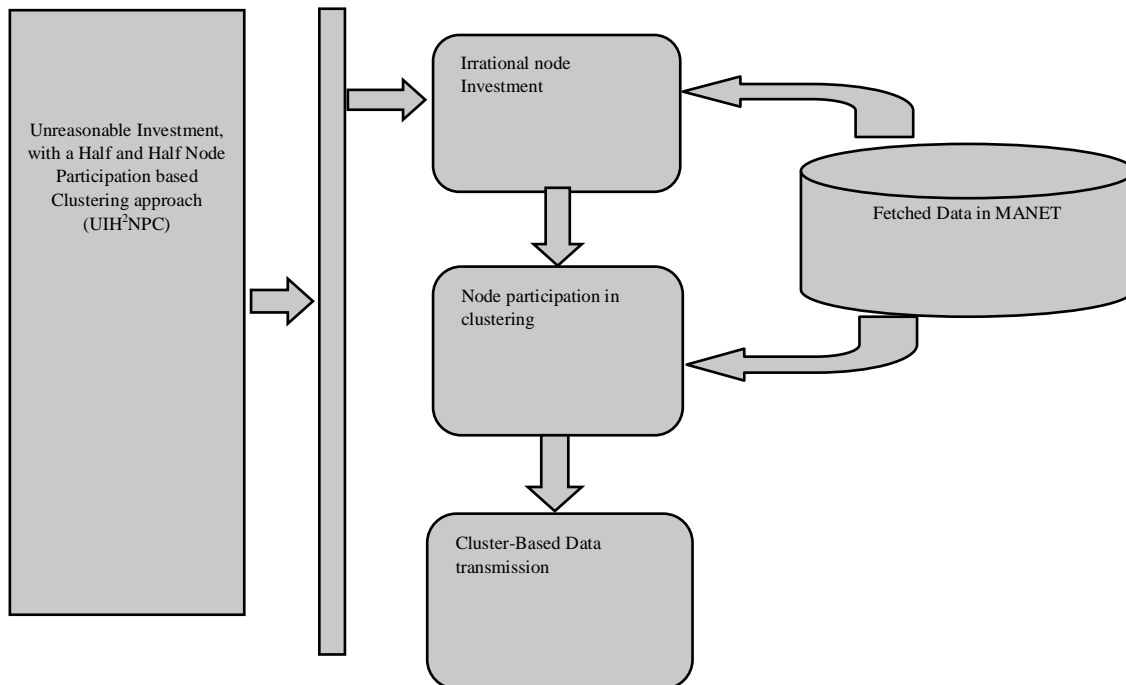


Figure 1: General Block Diagram

The Figure 1, shows the general block diagram of the Unreasonable Investment, with a Half and Half Node Participation based Clustering approach (UIH²NPC) for data transmission in MANET.

Unreasonable Node Investment

The cluster arrangement incorporates a routing protocol that is prepared to do any topological changes. Self-sorted out model isn't controlled by any focal control to start the clustering. Also, the model does not require information about the whole MANET and its topology to cluster the nodes. The cluster head does not connect with dormancy in the cluster arrangement. The clustering measurements encourage in changing the development of the cluster to its condition. At the point when the nodes in a MANET are with high versatility at that point esteem is littler as contrasted with the situation when the nodes are steady. The self-association of the nodes is performed after deciding the weightage of the hub collaboration.

Algorithm:

Info: Set of nodes N, message M

Stage 1. For every node N

Stage 2. Allocate node ID

Stage 3. Distinguish the exercises of node

Stage 4. Screen the activities (E) of the node

Stage 5. End for

Stage 6. Note the way (W) picked by the node from the earliest starting point

Stage 7. Note the aggregate help (AH) gave the node N

Stage 8. Each Node is given W, AH, E.

Stage 9. Figure the weightage of helpfulness WH

Stage 10. End for

Stage 11. Each node is given WH,

Stage 12. Redesign the nodes in the MANET

Stage 13. Cluster the nodes

Stage 14. On the off chance that node has max. Esteem

Stage 15. Relegate it as Cluster Head

Stage 16. Cluster head deal with the gathering by framing nodes with better

Stage 17. Frame a collection

Stage 18. End if

Stage 19. End for

Stage 20. Stop the procedure

The procedure of the proposed node investment approach for node participation based clustering is depicted extensively in the above calculation. For each node in the MANET, it is essential to appoint a node ID and to screen the exercises of the node. The way picked by the node is likewise being noted to distinguish whether the node takes after right way to transmit a message. At that point, the node is identified whether it can modify with the conduct of different nodes in the network. In the wake of figuring the weightage of helpfulness, the rearrangement of node happens. Clustering is done given the helpfulness esteem and found the cluster head to shape a cluster gathering to give a safe correspondence to the nodes included.

Half and Half Node Participation in Clustering:

The clustering of the node is done in light of the helpfulness weightage. The clustering procedure is done given the nodes which have high helpfulness weightage and goes about as a CH. In the wake of doling out the cluster head, the CH will figure out how to gather the nodes in light of the helpfulness weightage coordinated with it. At that point, the correspondence happens among the nodes given clustered esteem.

Algorithm:

Info: Let the nodes be I₁, I₂, I_n

Let t; RT is edge esteem, notoriety table individually.

Stage 1. Register limit an incentive for every node t(I₁), t(I₂),... , t(I_n)

Stage 2. After processing t(I_n),

Stage 3. For every node I_i

Stage 4. Shape a notoriety table N_i

Stage 5. Allocate every notoriety table N_i to every node I_i

Stage 6. End for

Stage 7. Distinguish the best edge esteem t(I_i)

Stage 8. For each go of parcel information,

Stage 9. Check the notoriety table Ni for every node Ii gave edge esteem t (Ii)
 Stage 10. Frame a safe channel
 Stage 11. For every node Ii
 Stage 12. Dole out a rank R(I i) given Ni)
 Stage 13. Gathering the Nodes Ni in light of edge esteem t(Ii) and rank R
 Stage 14. Pick the cluster head CHI
 Stage 15. End for
 Stage 16. End for
 Stage 17. Dole out a mystery key for each gathering as point by point
 Stage 18. End
 Yield: Secure correspondence channel
 The above pseudo-code represents a secure correspondence channel for a crucial safe model. For every node in the cluster arrangement, notoriety table is doled out exclusively, and the best node limits an incentive for every node is resolved.

Cluster-Based Data Transmission

The better self-sorted out clustering plan endeavors to diminish the external data going for cluster arrangement. Self-arranging what's more, weightage based clustering utilizes the bury cluster routing data for cluster development without the requirement for outer going of control messages. Limiting the outside control messages in the cluster arrangement and cluster upkeep stage encourages control utilization of every node in MANET. This expands the life expectancy of every node in MANET and subsequently of the network as an entirety. In node clustering, the cluster head does not have any extra overhead of routing all bundles of its cluster. Accordingly, the power utilization of the cluster head is the comparative as that of an ordinary node inside the cluster. The cluster head in cluster development stays away from outside data concerning the cluster.

Algorithm:

Input: Data D

Output: Data transmission DT

Step 1: perform packet transmission

Step 2: Identify the least traffic node LTN.

Step 3: Choose the least hop or least investment node In.

Step 4: Estimate way W.

Step 5: if W(Ii) > T-Threshold

Repeat choosing the next path.

$$\text{Compute LTN} = \int_{i=1}^{\text{size}(SW(Ii))} \frac{\sum(\text{Time}(T(i)))}{\text{size}(IN)}$$

End.

Step 6: Stop.

The above algorithm describes the QoS improvement during data communication time as well as to choose the separate route inefficient routing in the network.

4. Experimental Results

The performance of AODV routing protocol in all the factors of quality of service has been analyzed and to improve the performance of AODV protocol; various methodologies have been proposed. Each method has considered various QoS metrics and different problems were identified at each section of the paper. For the issues identified, optimum and efficient solutions have been proposed, and the protocols have been implemented and simulated using the popular network simulator NS-2. In this chapter, a comparative analysis of results is performed for the Unreasonable Investment,

with a Half and Half Node Participation based Clustering approach (UIH²NPC) with the standard AODV routing protocol.

PARAMETERS	VALUE
Version	Ns-all-in-one 2.28
Propagation Model	Two Ray Ground
Area	1200m x 1200m
Broadcast Area	50-250 m
Transfer Pattern	UDP, CBR
Mobility Model	Random Mobility
Transfer per Packet	512 bytes

Average Throughput

Average throughput is computed based on the number of packets being delivered to the destination at any point of the time interval. It is the measure that defines how fast a node can send the data through a network. Average throughput is the rate of successful messages delivery over a channel during a communication.

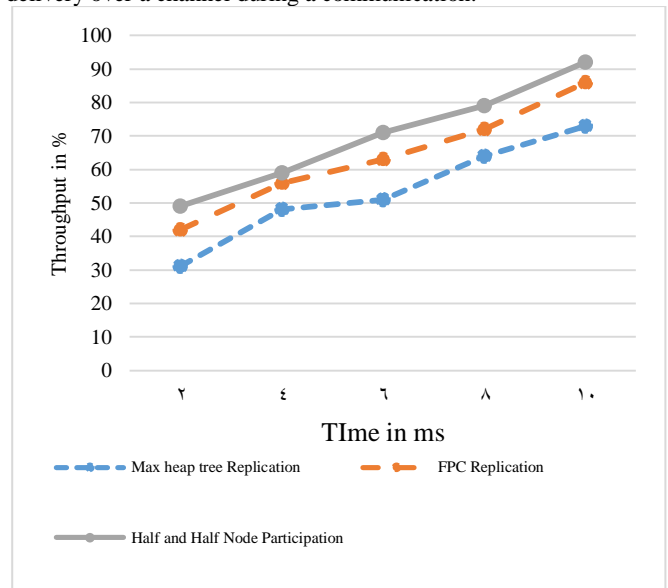


Figure 4.1: Throughput comparison graph

Packet Delivery Ratio (PDR)

The packet delivery fraction is computed based on the total number of packets has been sent from the source side and the total number of packets being received at the destination. The value of the packet delivery ratio could be computed using the following formula

$$\text{PDR} = \frac{\text{Received Packets Count}}{\text{Sent Packets Count}} \times 100$$

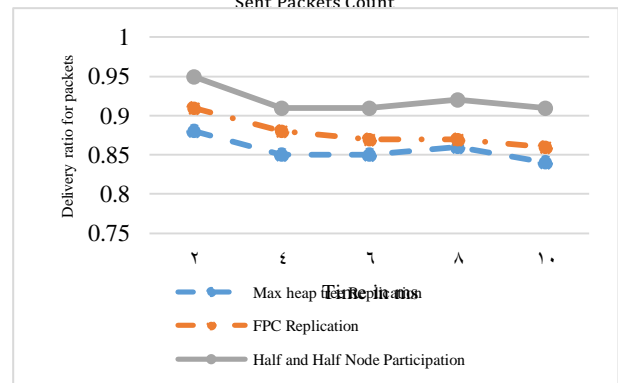


Figure 4.2: Packet delivery ratio comparison graph

Average End-to-End Delay

The average end-to-end delay is measured based on various constraints like the time spent on route discovery; time occurs in retransmission, transfer, propagation time. All these times in cumulative are used to compute the average latency or end-to-end delay. It is the total time needed for a packet to reach the destination from the source. The end-to-end delay or latency can be computed using the following formula

$$\text{Average end-to-end delay } D = T_R - T_S$$

Where T_R is the gathering time of the packet and T_S is the sent time of the packet.

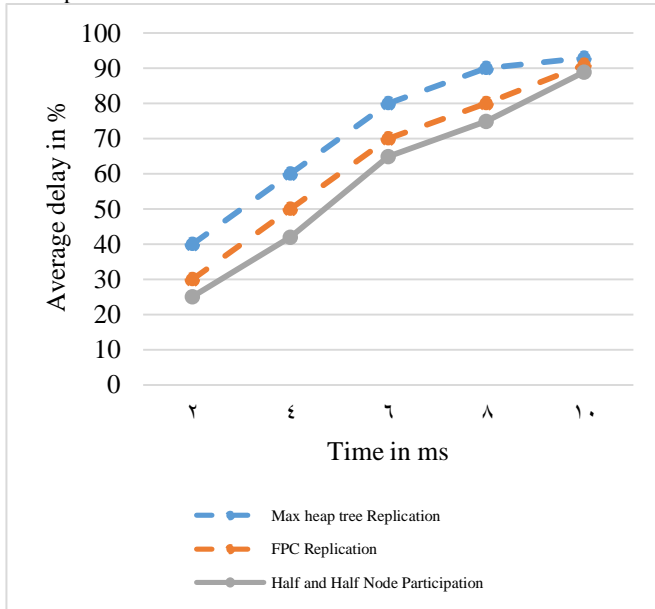


Figure 4.3: Average delay for a comparison graph

Dropped Packets

The routers might fail to deliver (drop) some packages if their data loads are corrupted, or the packets arrive when the router buffers are already full. The making application may ask for this knowledge to be retransmitted, possibly causing severe delays in the overall transmission.

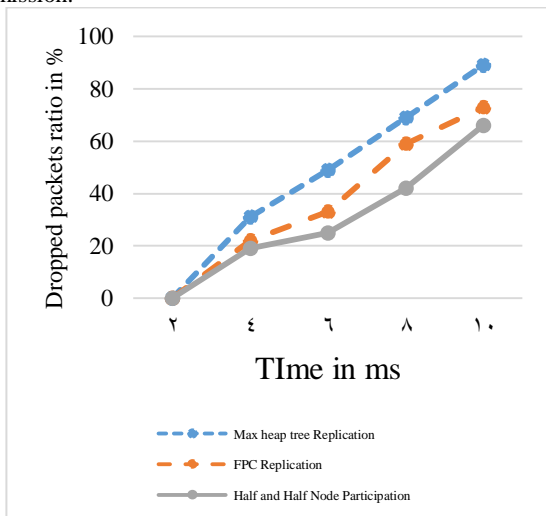


Figure 4.4: Dropped packets ratio for the comparison graph

Routing Overhead (Ro)

It is the number of routing packets used because of the various links breakages that lead to regular path failures and route discoveries. It's called routing overhead in the network. [16]

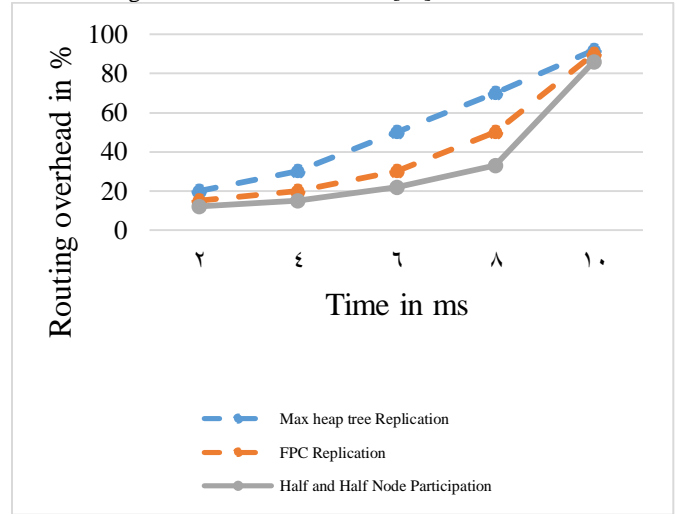


Figure 4.5: Routing overhead comparison graph

The above approaches are proposed for improving the performance of AODV routing protocol in the paper. Each of the methods has been implemented and simulated using the network simulator in the network.

5. Conclusion

The QoS improvement is performed based on the computed value of the Unreasonable Investment, with a Half and Half Node Participation based Clustering approach (UIH²NPC). Here the node investment of every node is evaluated and calculates the half and half approach of the node. Using this approach, the data transmission is performed by analyzing, whether, the node is a normal node. The proposed method after evaluation reduces the packet drop ratio and overhead occurred in the complex and recovered the detection and routine of the network.

References

- [1] Sandeep J & Sathesh Kumar J, 'Efficient Packet Transmission and Energy Optimization in Military Operation Scenarios of MANET', *Elsevier, Procedia Computer Science*, Vol.47, (2015), pp.400-407.
- [2] Wen W, Dong Z, Chen G, Zhao S & Chang CY, "Energy Efficient Data Collection Scheme in Mobile Wireless Sensor Networks", *31st International Conference on Advanced Information Networking and Applications Workshops (WAINA)*, (2017), pp.226-230.
- [3] Wang J, Zuo L, Zhang Z, Xia F & Kim JU, "Mobility Based Data Collection Algorithm for Wireless Sensor Networks", *IEEE Ninth International Conference on Mobile Ad-hoc and Sensor Networks (MSN)*, (2013), pp.342-347.
- [4] Xie S & Wang Y, "Construction of tree network with limited delivery latency inhomogeneous wireless sensor networks", *Wireless Personal Communications*, Vol.78, No.1, (2014), pp.231-246.
- [5] Zhao M, Ma M & Yang Y, "Efficient data gathering with mobile collectors and space-division multiple access techniques in wireless sensor networks", *IEEE Trans. Comput.*, Vol.60, No.3, (2011), pp.400-417.
- [6] Kinalis A, Nikolettseas S, Patroumpa D & Rolim J, "Biased sink mobility with adaptive stop times for low latency data collection in sensor networks", *Inf. Fusion*, (2014).

- [7] Nazir B & Hasbullah H, "Mobile sink based routing protocol(MSRP) for prolonging network lifetime in wins", *Computer Applications and Industrial Electronics*, (2010), pp.624-629.
- [8] Du J, Liu H, Shangguan L, Mai L, Wang K & Li S, "Rendezvous data collection using a mobile element in heterogeneous sensor networks", *International Journal of Distributed Sensor Networks*, (2012), pp.1-12.
- [9] Salarian H, Chin KW & Naghdy F, "An energy-efficient mobile-sink path selection strategy for wireless sensor networks", *IEEE Trans. Veh. Technol.*, Vol.63, No.5, (2014), pp.2407-2419.
- [10] Liu F, Wang Y, Lin M, Liu K & Wu D, "A Distributed Routing Algorithm for Data Collection in Low-Duty-Cycle Wireless Sensor Networks", *IEEE Internet of Things Journal*, Vol.4, No.5,(2017), pp.1420-1433.
- [11] G Mussabekova, S Chakanova, A Boranbayeva, A Utebayeva, K Kazybaeva, K Alshynbaev (2018). Structural conceptual model of forming readiness for innovative activity of future teachers in general education school. *Opción*, Año 33. 217-240
- [12] Abdulla AEAA, Nishiyama H & Kato N, "Extending the lifetime of wireless sensor networks: A hybrid routing algorithm", *Comput. Commun. J.*, Vol.35, No.9, (2012), pp.1056-1063.
- [13] Ramos A, Lazar M, Holanda Filho R & Rodrigues JJ, "A security metric for the evaluation of collaborative intrusion detection systems in wireless sensor networks", *IEEE International Conference on Communications (ICC)*, (2017), pp.1-6.
- [14] Corona I, Giacinto G & Roli F, "Adversarial attacks against intrusion detection systems: Taxonomy, solutions and open issues", *Information Sciences*, Elsevier, Vol.239, (2013), pp.201-225.
- [15] Amine D, Nasr-Eddine B & Abdelhamid L, "A distributed and safe weighted clustering algorithm for mobile wireless sensor networks", *Procedia Computer Science*, Vol.52, (2015), pp.641-646.
- [16] Guntupalli L, Martinez-Bauset J, Li FY & Weitnauer MA, "Aggregated packet transmission in duty-cycled WSNs: Modeling and performance evaluation", *IEEE Trans. Veh. Technol.*, Vol.66, No.1, (2017), pp.563-579.