International Journal of Engineering &Technology, 7 (3.12) (2018) 681-688

International Journal of Engineering & Technology

Website: www.sciencepubco.com/index.php/IJET

Research paper

A Survey of Methods for Genome Functional Analysis in Comparative Genomics

P.Udayaraju[1], P.B. Siva Varma[2], M.Jeevana Sujitha[3]

[1,2,3]Assistant professor, Department of CSE, SRKR Engineering College, Bhimavaram, AP, India
**Corresponding Author Email: [1]udayaraju8910@gmail.com*

Abstract

In biomedical technologies, Gene functional analysis is an emerging concept in understands the DNA sequence and gene product analysis and gene interaction in different real time medical applications. Finding data sequences of gene functionalities. There are many techniques have been used to progress functionality of functionality of genome analysis. In this paper, we present algorithmic, calculation oriented and mathematical comparison under analysis of genome. We develop techniques for dynamic and automatic calculation of Genome relations; these relations are enabled in automatic identification of orthodox for Genome from redundant Genes in yeast Genome. We present a method to identify automatic protein to protein interaction Based on related patterns related to specific presentations, we observe understand frame of functional proteins were developed to find Gene identification with accurate and reliable formations like sensitivity & specificity. We also present methods for systematic *"denovo"* identification of motifs. The techniques do not depend on previous information of gene operate and in that way stand out from the present literary works on computational design finding. Based on the genome-wide preservation styles of known elements, we designed three preservation requirements that we used to discover novel motifs. Our comparative results give comparative genomic to process our outstanding of any pieces. Our proposed techniques are flexible to verify comprehensive data genes and provide reliable research on complicated genomes on human specifications.

Keyword: *Genome Correspondence, Gene Functional Analysis, Gene Expression, Protein-to-protein interaction, Gene Identification, Gene sequence extraction.*

1. Introduction

The human genome has around 3.5 billion base sets (bp) and is an incredible case for the investigation of eukaryotic Genomes. The objective of Genome look into is to grouping every single one of these base matches with the goal that every one of the qualities also, administrative locales in the genome can be found. This data would then be able to be utilized to encourage disclosures in the fundamental and clinical sciences. In this manner, the point of generally large-scale sequencing ventures is the revelation of new qualities in already uncharacterized or just in part portrayed genomic DNA groupings. A quality, which is the essential practical unit of heredity, is normally a particular arrangement of nucleotides that conveys the data required for making a practical protein or, sometimes, a utilitarian RNA. A few computational strategies have been created for breaking down genomic arrangements and the recognizable proof of qualities. Albeit human genomes are around 99.9% indistinguishable, the staying 0.1% is the reason of contrast between individuals caused by various variations. Since 2003, the entire arrangement of Genome, its explanation and extended progression of sequencing advancements (i. e., Sanger and Next- Generation Sequencing; NGS) have given all the important conditions for the ID of all variations in human coding and non-coding grouping (1, 2).

In spite of the fact that the method for variation identification is presently turning into a schedule, the key inquiry all through numerated years concerns the capacity of distinguished variations. The asset of critical data about practical genomics are a few substantial scale ventures, for example, the ENCODE extend, the fundamental objective of which was to distinguish all the utilitarian components, counting administrative components in both coding furthermore, non-coding regions (3). As per another, the 1000 Genomes Project, there are around 20,000– 23,000 different ions in synonymous and no synonymous locales of the human genome. Despite the fact that not every one of them are practically important, 530–610 of the variations have useful effect by causing in-frame cancellations and inclusions, untimely stop codons, frame shifts, or by disturbing join locales (4). In spite of various examinations, researchers are as yet confronting a colossal test in unwinding what the succession implies and in choosing whether or not a discovered variation is pathogenic. A pathogenic variation can prompt sickness or cause various disarrange. Nonetheless, comprehension of pathogenic instruments makes an chance to anticipate serious results by creating novel analytic devices and by planning very successful medications for the infection (5, 6). To accomplish this point it is important to perform extensive scale useful genome examination that includes diverse fields of study: genomics, epigenomics, transcriptomics, proteomics, and interactomics.

We at that point depict our strategies for quality distinguishing proof. We watched protein interactions with qualities, inclusions and erasures locally adjust for each client frames, along these lines

Copyright © 2018 Authors. This is an open access article distributed under the Creative Commons Attribution License, which permits unrestricted use, distribution, and reproduction in any medium, provided the original work is properly cited.

safeguarding the perusing casing of amino corrosive interpretation. We evaluated property relations by assessing the Read Frame Conversion in nucleosides arrangements crosswise over subsequent representations. In light of the metric for outline preservation, we built up a test to acknowledge or dismiss Open Reading Frames (ORFs) as naturally important or, on the other hand not. The test demonstrated solid affectability with specificity and enabled us to return to the main subsequent of Genome is decreasing the general quality number by 500 qualities (10% of already commented on qualities) and refining the quality structure of many qualities. We at last portray our strategies to distinguish administrative components in light of their protection designs over all interagency districts and the total genome. The administrative theme revelation techniques introduced here don't depend on past learning of practically related quality sets, and in that path vary from the present writing on computational theme revelation.

In view of the expansive preservation examples related known themes; we created 3 basic protection criteria utilized to find new themes. We utilized a list way to deal with select emphatically moderated theme centers, which we broadened, what's more, fell into few hopeful administrative themes. The themes found incorporate most beforehand distributed administrative themes, and various vital novel themes. These show advancement in practically related quality sets, empowering us to dole out competitor capacities to novel themes.

The broad information of quality capacity has empowered us to approve the energy related techniques for finding organic flags in firmly corresponding Genomes by temperance of reliable protection. The techniques introduced to formal specifications, and ought to be pertinent to related species given a proper arrangement of corresponding Genomes for similar investigation. Specifically, applying such relative strategies will be priceless in the comprehension of the human genome, however introduces various difficulties in removing genes from commotion, given the expanded genome size and many-sided quality, both in quality substance and administrative multifaceted nature.

2. Challenges of Handling Analysis in Genomic Data

Albeit more than 6000 Mendel and issues have been broke down at the acquired level up until this point, despite everything we don't have an unmistakable learning of the dominant part of their positions in wellbeing and diseases [25]. In the course of recent years, the measurement of the NIH Sequence Read Achieve (SRA) information source has extended essentially. While improving NGS mechanical development has made it continuously less demanding to arrangement an entire genome or exome, there keep on being noteworthy challenges regarding overseeing, looking at, and unraveling the genomic points of interest delivered by NGS. Since there are more than three billion dollars stage sets (locales) on a human genome, sequencing an entire genome delivers more than 100 gb of points of interest in BAM (the paired version of arrangement/guide) and VCF (Variant Call Format) information document sorts. The real measurement of a BAM information record is distinguished by the assurance (the general assortment of periods each is made of perused; contemplate profundity) and look length in a sequencing research. Given a 30 WGS subtle elements for a solitary illustration, the measurement of its FASTQ information document can be approximately 250 GB, the BAM information record can be around 100 GB, the VCF information record can be around 1 GB, and the commented on information documents can be about 1 GB too. The assessed information document measurements of various NGS subtle elements sorts and running times of creating those diverse structure information records are depicted in Figure 1. Huge Data foundations can essentially achieve contextual analysis of these points of interest. For instance, Big Data-based Burrows-Wheeler Aligner (BWA) can expand the situating speed 36-overlay in contrast with the primary BWA [26]. As of now, most deliberate techniques for sequencing points of interest utilize VCF information records that trust all "no-call destinations" are the same as referrals alleles. Truth be told, some "no-call locales" might be because of low brilliant assurance. Consequently, the points of interest superb subtle elements, for example, scope and Phred-scaled stage astounding evaluations for each site, should be utilized to decide if "no-call locales" are reference-reliable with high insurance or reference-conflicting because of low assurance in the downstream subtle elements investigate [7].

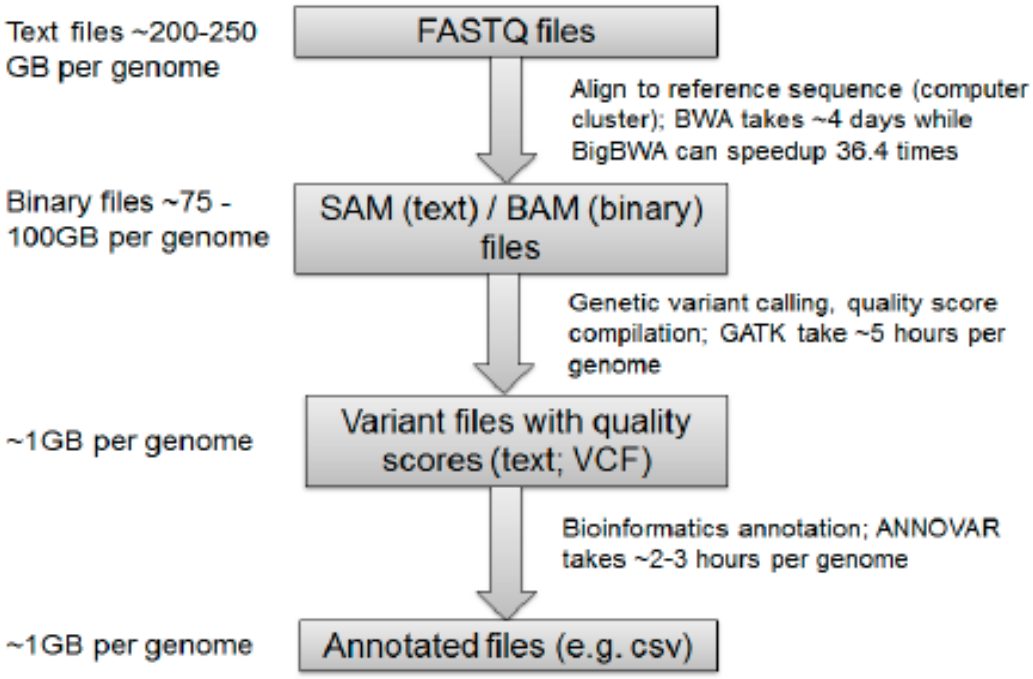

Fig. 1: Procedure of the SRA data base for data storages

An assortment of toolsets for points of interest weight, thinking handling, variation prioritization, Concurrent Number Variety (CNV) acknowledgment, subtle elements examining, and phenotypes on Genome sequencing subtle elements have been

broken down by Lelieveld et al. [8]. Since VCFs are more conservative in contrast with BAM information records, orderly assets on VCFs may not generally require Big Data offices. Be that as it may, researchers are presently encountering critical challenges in sparing, overseeing, modifying, analyzing, and deciphering WGS subtle elements for normal quantities of individuals on the off chance that they have to assess points of interest top-notch points of interest held in BAM information records. These challenges will progress toward becoming opened up when an unfathomable number of individuals are sequenced, which speaks to the destinations of the Perfection Medicine Appliance (PMA) in the U.S. also, comparative activities of a similar range somewhere else on the planet. Using the accommodation and versatility regular in Big Data's foundations, it can be conceivable form a Big Data framework to deal with and assess the exhaustive genomic points of interest works with medicinal work processes.

3. Correspondence of Genome

First phase in Genome is deciding the right related to reliable portions and practical components over the species presentation look ahead. Which includes deciding controller portions of DNA genome relations that slip from a similar area in the basic progenitor of gene species are analyzed, and analogous areas that emerged by redundancy occasions before the difference of the species looked at. Connection of areas crosswise over genomes coordinated without redundancy occasions, unique-to-numerous if a district has experienced redundancy or misfortune with the animal categories, or many-to-many if redundancy/misfortune occasions have happened in the two heredities. Comfort ability in understand the family of the useful components contrasted is focus with our comprehension and uses of Gene correlation. Relative approaches has been concentrated on balanced orthologous locales, however it is similarly imperative to perceive which portions have experienced redundancy occasions, and which sections are broken with relative presentation since the difference of the relative species. Contrasting portions that emerged with uniqueness of the specie relations may bring incorrect translations of grouping protection and difference. Further, within the sight of quality redundancy, a portion of the transformative imperatives that a district is under are eased, and uniform models of advancement never again catch the hidden choice for these destinations. Along these lines, our techniques for deciding quality correspondence should represent redundancy and misfortune occasions, and guarantee that the sections we think about are orthologous.

Design an algorithm to solve genetics across the different representations & identifying orthologous and analogous genetics. The criteria provided have most reliable with number of eye-catching functions. It use sample and intuitive theoretic graph presentations to makes it simple to integrate extra greedy- heuristic on data about the gene extractions. This presentation technique represents suits between categories of gene extractions in one-to-one relations, thus working with replication in loss events for basic presentation. This approach uses the more information of the genetic roles of the in comparison genetics, identify sample draws of preserved gene presentation to settle extra orthologous suits. It is the reason for all genetics in comparison, resolve ambiguity relations instead of best and sample presentations, thus making sure that all genetics for one-to-one relations are real orthodox in real time gene extractions. It works at a variety of transformative ranges, and can deal with incomplete genomes containing sequence holes even within genes.

3.1 Algorithm Implementation

Defined the problem of vast quality relation in a diagram structure with theoretically description. We spoke to the similitudes with the qualities as a bi- chart associating qualities in two consecutive species (Figure 2).

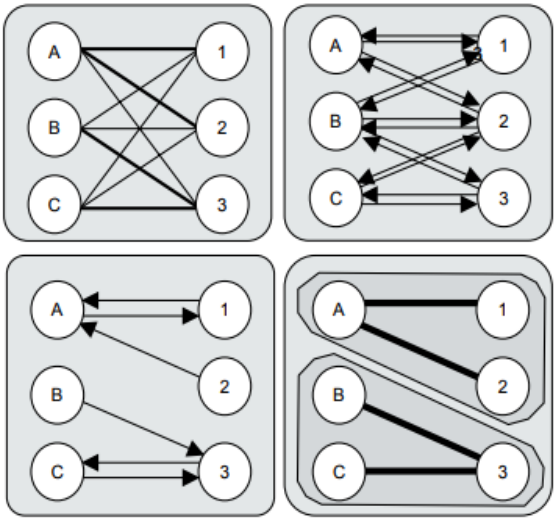

Fig. 2: Gene wide graph partition to process graph partition

Weighted each edge associate with two different qualities by two amino corrosive succession closeness in between different qualities, and the general length of the match. We isolated this diagram into continuously littler sub-graphs until the point when the main outstanding matches associated genuine orthologs. Procedure of the gene corresponded relations to construct graph shown in algorithm 1.

Input: Graph partitions values to construct graph.
Output: Gene Correspondence Graph
Step 1: Extract different labels related different genes.
Step 2: Check for Corresponding attribute relation with theoretical similarities present in consecutive relative values.
Step 3: Select consecutive relations from different genes in overall gene values.
Step 4: Check for associate and similar properties to construct similar sub sets.
Step 5: Divide selected sub sets with gene relations for graph partitioning.
Step 6: Graph partition based on different attributes present in different gene representations.

Algorithm 1: Procedure to define graph partitioning and extract similar gene relations

To accomplish this detachment, we dispensed with connections which are problematic in randomized steps with presentations. As a pre-preparing step, we wiped out all edges that are under 85% of the most extreme weight connections in two basic relations corrosive personality also, long. In view of the unambiguous matches that came about because of this progression, we fabricated squares of rationed quality request (synteny pieces) while neighboring qualities in one animal types had coordinated representations are enabled with qualities in different species in gene representations; we utilized these squares of moderated synteny to determine extra unique data by specially keeping connections inside relative squares. We at long last hunt down to use Unambiguous Best Subsets (UBS), in particular sub-relations of qualities which are ideal relations, to such an extent which are best implications of qualities inside the gathering and contain inside the gathering, and no qualities outside the gathering have coordinates inside the gathering. These guaranteed that the bipartite chart is maximally detachable while keeping up all conceivably orthologous relationship.

3.2 Algorithm Performance

Figure 3 demonstrates the efficiency of technique for the 6325 associated with ORFs in Gene extraction & all presented ORFs in

S Genome's paradoxes. Graph was initially very heavy (panel A), the greater part of sides comprising non-relative connections, mostly due to proteins sector resemblances, historical redundancies that come before plenty of time of the most accurate relations of the species in comparison, and translate components. After implementing the preliminary trimming phase, some of unwarranted suits eliminated (panel B), but a lots of gene replications are retailed. Use one-to-one suits to develop prevent of conserved gene purchase, and use to dismiss unwanted and extra suits using the UBS criteria (panel C). The irrelevant correlations for one-to-one presentation for mostly used S. Paradoxes to improve assurance in compare orthologous sections in different relations. Identical plots for the other two varieties exposed some rearrangements.

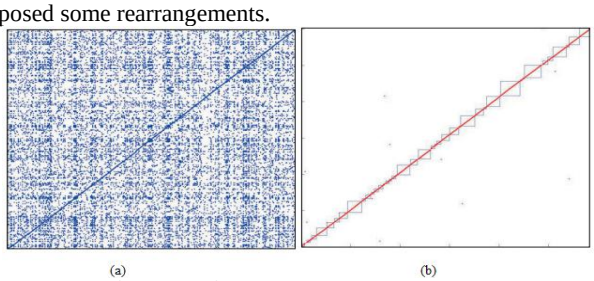

Fig. 3: Performance of the alg... With respect to gene extraction, a) Fully bi-partitioned graph b) one-to-one sequence matches

Furthermore, the criteria proved helpful with incomplete Genome relations, without any demanding instructed sequential data presentations. Different techniques in genetics for one-to-one relations, these criteria's are properly arranged with orthologous for all sections with different presentations in several configurations by series of whole configurations in bi-directional and sectional gene relations in unrelated presentations with preferable gene extractions. Lastly, Symphony reveals to build on one-to-one unrelated suit relations, the criteria were effective to series pollution when flows from different specifications were improperly integrated into the setup. International flows, more carefully relevant varieties, were all noticeable as nonorthologous, since all functions in these flows were never exclusive, and hence not used in synteny prevents. On other relation, same features are related with authentications, and configures by exclusively represents with assisted with orthologous and contain same type of sequences in different formations in parametric sequences. Overall, the criteria offered the answer to identifying genome letters, worked well at a variety of transformative ranges, and were effective to sequencing relics of incomplete genomes.

4. Finding of Gene Relations

The genome of assortments encodes hereditary qualities and other proficient segments, disseminated with non-practical nucleotides in a solitary nonstop arrangement of DNA. Recognizing protein-coding hereditary qualities for the most part relies upon finding stretches out of nucleotides free of quit cordons (called Start Studying Supports, or ORFs) that are a long time to have likely occurred by circumstance. Since quit cordons occur at a consistency of around 1 of every 20 in remarkable arrangement, ORFs of no less than 60 meats will happen consistently by shot (5% under a straightforward Poisson display), and even ORFs of 150 meats will show up by circumstance in a substantial genome (0.05%). This displays a huge assignment for more noteworthy eukaryotes in which hereditary qualities are by and large harmed into numerous, little genes (on consistent 125 nucleotides want internal genes in warm blooded creatures.

We utilize the relative data to distinguish genuine hereditary qualities in light of their styles of nucleotide conservation crosswise over transformative time. With the openness of extensive arrangements over the four assortments, we initially inspected the diverse routes by which arrangement change in known hereditary qualities and in between quality regions. The arrangements of known hereditary qualities uncovered an unmistakable strain to ensure the contemplating structure of proteins elucidation. We built a computational break down to evaluate RFC and said the strategy has high understanding and uniqueness in deciding protein-coding hereditary qualities. We utilized the RFC investigate to survey the explanation of organism and said more than 500 in the past commented on ORFs are not critical and found 43 novel ORFs that were earlier ignored. We also improved the quality structure of numerous hereditary qualities, for example, understanding begin, stop, and exon confinements. By and large, the prescribed changes affect about 15% of growth qualities. Read outline discussion test is utilized to characterize distinguishing proof of genuine quality extraction with various information positions.

4.1 Reading Frame Conversion Test

We developed a Reading Frame Conservation (RFC) test to aggregate each ORF in S. cerevisiae as normally imperative or not, in perspective of the degree of the ORF over which the examining diagram is secretly protected in each of the other three species. Each specie with an orthologous game plan settle on a decision for enduring or expelling the ORF, and the votes were tallied to accomplish a decision for that ORF.

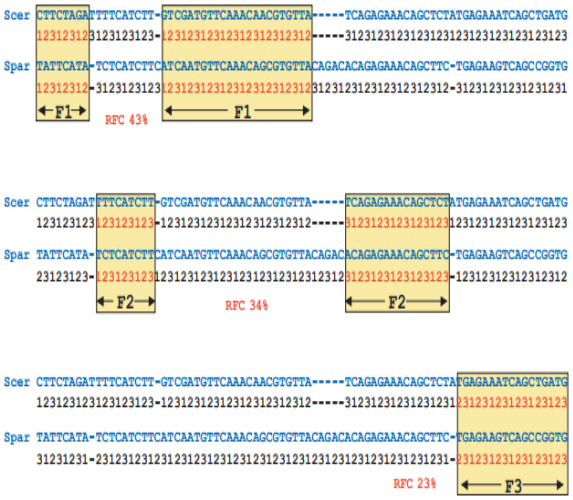

Fig. 4: Sample alignment of genes between S. cerevisiae and S. paradoxus and frame numbering for the three possible frame numbering offsets

We evaluated the percent of nucleotides that are in a comparative packaging inside covering windows of the course of action. For each such window, we denoted each nucleotide of the vital plan by its position inside a codon, as 1, 2 or 3 all together, start at codon adjust 1 (Figure 4).

We similarly named the nucleotides of the second gathering, yet once for each start offset (1, 2, or 3). We by then checked the level of gapless positions in the game plan that contained a comparable stamp in both balanced species, likewise, picked the most outrageous rate found in each of the three balances the second gathering. Since only a solitary edge will be translated, that most extraordinary rate gives an upper bound on the weight to ensure diagram protection on a given genomic section. The last RFC regard for the ORF was determined by averaging the rates got at covering windows of 100 nucleotides starting every 50 nucleotides. For covering ORFs in the S. cerevisiae genome (948 cases), the RFC was learned only for the part phenomenal to each covering ORF. For united qualities (240 cases), the RFC was figured just on the greatest exon.

At long last RFC demonstrates the high affectability and specificity parameters, to survey the comprehension of value to consent to real hereditary qualities, we utilized it to 3966 commented on ORFs with related quality titles. These have been examined and known as in no less than one companion checked on

book, and are probably going to mean real hereditary qualities. Just 15 of these (0.38%) were rejected (KRE20, KRE21, KRE23, KRE24, VPS61, VPS65, VPS69, BUD19, FYV1, FYV2, FYV12, API2, AUA1, ICS3, UTR5, YIM2). We inspected these actually and figured all were for sure liable to be outlandish. Most nonappearance trial verification. For the rest, uncovered phenotypes related with expulsion of the ORF appear to probably be depicted by the demonstrated reality that the ORF covers the advertisers of other known hereditary qualities.

4.2 Performance Results

We initially utilized the RFC break down to efficiently characterize all commented on ORFs as normally important (deciphered and changed over into protein) or spurious (happening by shot). Our exploration prompted an extreme diminishment of the organism quality depend, dismissing almost 500 ORFs. The declined ORFs more often than not be pretty much nothing (middle = 111 aa, with 93% ≤ 150 aa) and in this way are probably going to happen unexpectedly. What's more, they show atypical codon usage (mean CAI = 0.105, with 65% having CAI < 0.11) offering additional help that they might happen out of nowhere (Dujon et al. 1994; Goffeau et al. 1996; Distinct and Li 1987). The data of the quality investigation are depicted in Kellis et al. (2003), and a changed quality index will be portrayed in an ensuing production in collaboration with SGD and other yeast specialists appeared in figure 5.

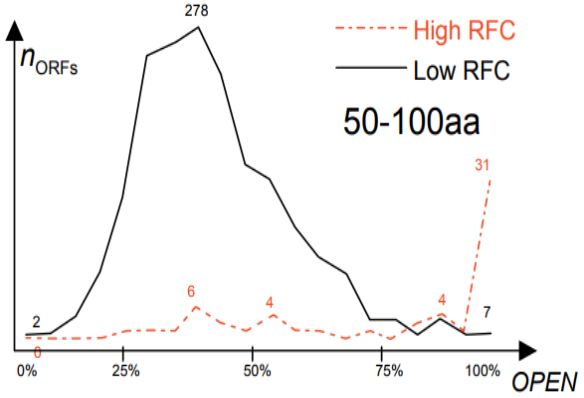

Fig. 5: Power of RFC for identification of different open read frames at 50-100 amino acids

We additionally broke down the capacity of the RFC test to discover novel brief hereditary qualities. The presence of edge moving indwells offered effective verification that an anticipated ORF is spuriously happening. Nonetheless, the nonattendance of casing moving indwells in a short ORF might be because of insufficiency of uniqueness time. To break down the validity of our RFC-based estimates for little S. cerevisiae ORFs, we moreover investigated the presence or lack of in-outline stop codons in alternate assortments. At the point when a little ORF in S. cerevisiae uncovered intense general casing preservation, we ascertained the term of the longest ORF in a similar arrangement in each orthologous locus. We computed the % of the S. cerevisiae length that began in every assortment (no quit codons) and characterized OPEN to be the least of the three rates over the subs assortments. At the point when the examining outline was begun in each of alternate assortments, the measures found were like that of S. cerevisiae, and OPEN was 100%. At the point when OPEN was 80%, we established that stop codons appeared in the orthologous arrangement, and subsequently that the RFC dissect inaccurately endorsed a fragment that did not match to a genuine quality.

5. Regulatory Motif Discovery

Controlling components are short DNA arrangement that is utilized to deal with the presence of hereditary qualities, directing the conditions under which a quality will be changed over on or off. Each plan is normally distinguished by specific DNA-restricting proteins known as a Transcription Factor (TF). An interpretation angle holds precise sites in the supporter range of concentrate on hereditary qualities in an arrangement particular manner, yet this connect with can acknowledge some level of arrangement contrast. Subsequently, unique executed sites may contain minor varieties of the same genuine plan, and this is of an administrative outline should get these alterations while remaining as particular as could be expected under the circumstances.

5.1 Comparison with Previous Work

Computationally, discovering directing components amounts to getting sign from unsettling influence. At the point when the components sought are anticipated to be more consistent than different styles of a similar span, one can execute discovering techniques, for example, Expectation Maximization (EM) or Gibbs testing and others broke down in (Stormo 2000). These were produced by Lawrence and associates (Lawrence et al. 1993), and conspicuous in application applications like MEME (Bailey and Elkan 1994; Grundy et al. 1997), Align ACE (Hughes et al. 2000; Roth et al. 1998; Tavazoie et al. 1999) or BioProspector (Liu et al. 2001). These procedures have for the most part been utilized on the upstream arrangement of little places of hereditary qualities, yet are not fitting to an extensive finding. Rather, k-mer monitoring methods have been utilized to find brief arrangement that happen all the more consistently in intergenic territories, in contrast with programming regions in an all inclusive style (Hampson et al. 2002). Be that as it may, these normally find extremely turn arrangement, (for example, poly-An or poly-T) and have demonstrated confined capacity to part up controlling components from the for the most part non-practical intergenic ranges. This is for the most part because of the few of productive conditions of administrative themes, in contrast with the immense assortment of non-useful nucleotides. The creation of controlling components still is construct intensely with respect to far reaching examination.

Similar genomics gives a powerful approach to separate controlling components from non-utilitarian examples in light of their conservation. Over transformative time, strains secure in non-utilitarian nucleotides though changes in effective nucleotides are harming and expelled by natural decision. Thus, by assessing applicable genomes, we can build our ability to part up sign from unsettling influence contingent upon transformative protection. Phylogenetic foot printing techniques have regularly utilized this idea to distinguish isles of protection in individual supporter ranges (Blanchette et al. 2002; Blanchette and Tompa 2002; Jiao et al. 2002; McCue et al. 2001; McGuire et al. 2000; Oeltjen et al. 1997; Pennacchio and Rubin 2001; Tompa 2001). Similarly, protection has been utilized to separate presumably productive conditions of already known directing components (Gelfand et al. 2000; Impose and Hannenhalli 2002; Loots et al. 2002).

We address the expansive disclosure of the lexicon of administrative themes in a creature. To be specific, we are keen on going past the individual islands of protection and finding the inconspicuous signs that cross-cut these islands. Administrative themes may show up in slight varieties in various intergenic areas, and our strategies ought to have the capacity to find positions that endure succession decline, while catching the full grouping specificity in compelled positions. Furthermore, we are keen on the capacity to find administrative themes straightforwardly from genome succession, depending entirely on protection data and without utilization of organic information of quality capacity, articulation, or interpretation factor official. We considered the

protection examples of known administrative themes to determine preservation criteria that would enable us to find new themes. We assessed theme protection at the expansive level, all the while watching all saved what's more, non-preserved occurrences of a theme all through the genome. By watching numerous monitored cases of a theme, we expanded our prescient control over conventional strategies that work with singular islands of protection. Extensive measurements empowered expanded specificity by wiping out bases that might be rationed in singular locales by chance alone yet not in many destinations. Additionally, they empowered expanded affectability in finding savage theme positions that might be feebly monitored at any one site however demonstrate a protection inclination over the genome.

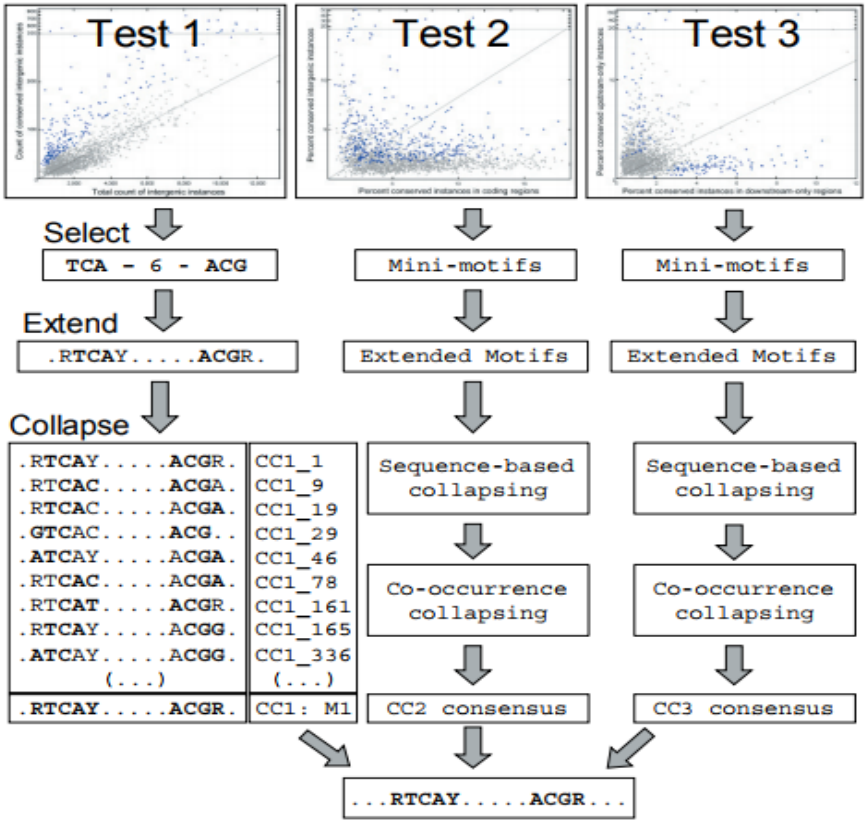

Fig. 6: Genomic –wide modif discovery based on conversation for gene analysis

Our outline discovering procedure comprised of an exhaustive count and inspecting of brief arrangement designs (smaller than usual themes) to find exceptionally saved theme scores, trailed by a plan refinement and disintegrating stage that at last delivered some entire themes (Figure 6). We introduce three diverse Conversation Criteria (CC) for testing competitor themes: general broad bury quality safeguarding (CC1), inclination for entombing quality protection over quality preservation (CC2) and differential preservation in upstream-just versus downstream-just ranges (CC3). Utilizing these three prerequisites, we analyzed a substantial arrangement of brief arrangement styles (minimotifs) and picked those with nonrandom protection. We delayed these smaller than expected themes, searching for neighboring positions with vital non-arbitrary preservation, and leveled the broadened themes progressively relying upon the grouping similitude and far-reaching co-event. This prompted a vocabulary of administrative components, discovered totally relying upon their far-reaching conservation.

5.2 Results of Genome Change Disclosure

We dissected the productivity of our methods by assessing our vocabulary of 72 far-reaching components to a gathering of 55 once in the past known components and to 358 gatherings of practically related quality spots. We first interestingly the discovered components against in the past known components. We developed a gathering of 55 known administrative arrangement components (Kellis et al. 2003, Desk 2), in light of open information source SCPD (Zhang 1999; Zhu and Zhang 1999) and YTFD (Mewes et al. 1999), and in addition, artistic works help. We found that a large portion of these known components to be sure show to a great degree solid protection, with 33 components (60%) having MCS ≥ 4. In this way, relative genomics ought to permit their finding by the excellence of their all the more effective conservation, the comprehension, and uniqueness obviously in light of the methods utilized and the signal to-clamor proportion in the assessment. A portion of the components, in any case, show generally direct preservation; these might not be right, problematic or not all around saved. We conversely our vocabulary of far-reaching components to these known components. We found that our rundown contains 28 of the 33 known components with capable protection (MCS ≥ 4). Incredibly, the best outline of declines was found in by far most of these circumstances, our components containing all exceedingly indicated edges, yet in addition all turn edges. We likewise discovered matches to 8 of the 22 known components with MCS < 4. In such circumstances, our plan discovering methods perceived painstakingly important components that have higher safeguarding appraisals than the earlier portrayed components, and happen for the most part at a similar hereditary quality. These may speak to a superior data of the genuine controlling component for these angles. Taking everything into account, without utilization of any logical comprehension of quality work, our relative genomics methods could straight perceive a vocabulary of managing components containing suits to a large portion of the known components (65% of the full set, 85% of those with high preservation).

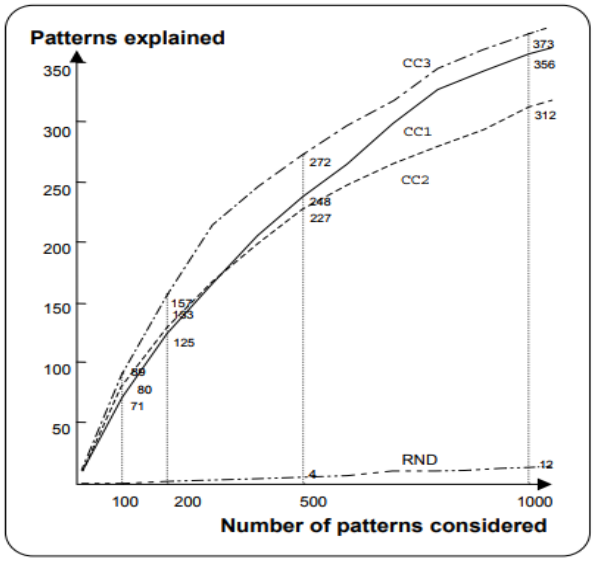

Figure 7. Selected mini-motifs show functional enrichment

To assess how profoundly the safeguarded circumstances related with the zones upstream (or downstream) of a specific quality characterization, we utilized a hyper-geometric accommodation (Tavazoie et al. 1999). To pick a critical cutoff for the hyper-geometric positioning, we in examination top-positioned scaled down themes from every safeguarding positioning and arbitrarily arranged smaller than normal themes. For a hyper-geometric positioning of no less than 10-5, Figure 7 writes about the assortment of minimotifs that show arrangement advancement for continuously bigger classifications of best positioned minimotifs in each investigate (CC1, CC2, CC3), in correlation with a haphazardly picked scaled down themes (RND). From the main 100 smaller than normal themes of each investigate, 71, 80, and 89 are rich in no less than one arrangement, in examination with 1 for one of a kind components. This example carries on for the main 200, 500 and 1000 little themes. Henceforth, for a cutoff of 10-5, our pursuit uncovered a 90-crease advancement We utilized this cutoff to dispense a candidate work to the 72 all inclusive components. A large portion of the 36 expansive components that facilitate to known components uncovered intense characterization association. Gatherings with the most effective association included those perceived by ChIP with the interpretation factor known to consolidate the plan, albeit numerous other fitting classifications were perceived. Of the 42 novel components, 25 (60%) show intense association with no less than one order and hence can be dispensed a suggestive logical work (Kellis et al. 2003). A few components seem to decide once in the past unidentified executed locales related with known interpretation angles, incorporating Rgt1 related with sugar transportation and Sum1 related with meiosis. Different components don't facilitate ranges constrained by known interpretation angles however show intense association with effective classes, for example, hereditary qualities related with nitrogen metabolic rate, vesicular activity, and discharge, and set up perspectives and tissue layer important protein. Similarly, different components show improvement hereditary qualities of synchronized appearance levels that are probably going to take an interest in vitality metabolic rate, environmental changes, and fragmentation. Notwithstanding finding most some time ago known components, our exploration has in this manner found an assortment of novel themes with candidate highlights.

6. Conclusion

Our results show that comparative analysis with properly appropriate types can be important understands a genome. Evaluations reveal the way different places change and the restrictions they experience, providing symptoms as to their use. Even in a genome as light and portable and well-studied as that of S.cerevisiae much remains to be discovered all about the gene content. We discovered that nearly a Tenth of all annotated gene is unnecessary, customized the restrictions of many genes, and discovered 43 new short genes and 58 novel introns. Moreover, our assessments have permitted looking into the highly effective functions of the cellular, by finding a complete set of control components in a de novo way, without knowing of gene function. Our techniques discovered most formerly known controlling components as well as a number of novel components of candidate functions. Such regulating signals are present within the main group of S.cerevisiae but represent only a part of all inter-genic regions. Under the lens of major maintenance, these signals stay the non-conserved interference. Hence, in learning any genome, comparative analysis of properly appropriate types can provide the basis for a worldwide knowing of all efficient components.

References

[1] Evelina Gasperskaja,Vaidutis Kučinskas, " The most common technologies and tools for functional genome analysis", ACTA MEDICA LITUANICA. 2017. Vol. 24. No. 1. P. 1–11.

[2] The ENCODE Project Consortium. An integrated encyclopedia of DNA elements in the human genome. Nature. 2012; 489(7414): 57–74.

[3] The 1000 Genomes Project Consortium. A map of human genome variation from population-scale sequencing. Nature. 2010; 467 (7319): 1061–73.

[4] Cooper DN, Krawczak M, Polychronakos C, Tyler-Smith C, Kehrer-Sawatzki H. Where genotype is not predictive of phenotype: towards an understanding of the molecular basis of reduced penetrance in human inherited disease. Hum Genet. 2013; 132: 1077–30.

[5] Shen H, McHale CM, Smith MT, Zhang L. Functional genomic screening approaches in mechanistic toxicology and potential future applications of CRISPR-Cas9. Mutat Res Rev Mutat Res. 2015; 764: 31–42.

[6] Barkholt L, Flory E, Jekerle V, Lucas-Samuel S, Ahnert P, Bisset L, et al. Risk of tumorigenicity in mesenchymal stromal cell-based therapies-bridging scientific observations and regulatory viewpoints. Cytotherapy. 2013; 15(7): 753–9.

[7] Bishop R. Applications of fluorescence in situ hybridization (FISH) in detecting genetic aberrations of medical significance. Bioscience Horizons. 2010; 3(1): 85–95.

[8] Ihle MA, Fassunke J, König K, Grünewald I, Schlaak M, Kreuzberg N, et al. Comparison of high resolution melting analysis, pyrosequencing, next generation sequencing and im-munohistochemistry to conventional Sanger sequencing for the detection of p.V600E and non-p.V600E BRAFmutations. BMC Cancer. 2014; 14: 13.

[9] Nakazato T, Ohta T, Bono H. Experimental design-based functional mining and characterization of high-throughput sequencing data in the sequence read archive. PLoS One. 2013; 8(10): e77910.

[10] Shendurel J, Aiden EL. The expanding scope of DNA sequencing 2012. Nat Biotechnol. 2012; 30(11): 1084–94.

[11] Ko YA, Susztak K. Epigenomics: The science of no-longer-"junk" DNA. Why study it in chronic kidney disease? Semin Nephrol. 2013; 33(4): 1–15.

[12] Kurdyukov S, Bullock M. DNA methylation analysis: choosing the right method. Biology. 2016; 5(1): 1–21.

[13] Bannister AJ, Kouzarides T. Regulation of chromatin by histone modifications. Cell Res. 2011; 21(3): 381–95.

[14] Kimura H. Histone modifications for human epigenome analysis. J Hum Genet. 2013; 58(7): 439–45.

[15] Pabinger S, Rodiger S, Kriegner A, Vierlinger K, Weinhausel A. A survey of tools for the analysis of quantitative PCR (qPCR) data. Biomolecular Detection and Quantification. 2014; 1(1): 23–33.

[16] Filion M. Quantitative Real-time PCR in Applied Microbiology. Norfolk: Caister Academic Press; 2012.

[17] Rao X, Huang X, Zhou Z, Lin X. An improvement of the 2ˆ(–delta delta CT) method for quantitative real-time polymerase chain re-action data analysis. Biostat Bioinforma Biomath. 2013; 3(3): 71–85.

[18] Malone JH, Oliver B. Microarrays, deep sequencing and the true measure of the transcriptome. BMC biology. 2011; 9: 34.
[19] Williams AG, Thomas S, Wyman SK, Holloway AK. RNA-seq data: challenges in and recommendations for experimental design and analysis. Curr Protoc Hum Genet. 2014; 83: 11.13.1–20.
[20] Prieto JM, Balseiro A, Casais R, Abendano N, Fitzgerald LE, Garrido JM, et al. Sensitive and specific enzyme-linked immunosorbent assay for detecting serum antibodies against Mycobacterium avium subsp. paratuberculosis in fallow deer. Clin Vaccine Immunol. 2014; 21(8): 1077–85.
[21] Stanczyk FZ, Clarke NJ. Advantages and challenges of mass spectrometry assays for steroid hormones. J Steroid Biochem Mol Biol. 2010; 121(3–5): 491–5.
[22] Ascano M, Gerstberger S, Tuschl T. Multi-disciplinary methods to define RNA-protein interactions and regulatory networks. Curr Opin Genet Dev. 2013; 23(1): 20–8.
[23] Helwa R, Hoheisel JD. Analysis of DNA-protein interactions: from nitrocellulose filter binding assays to microarray studies. Anal Bioanal Chem. 2010; 398(6): 2551–61.
[24] MacArthur DG, Manolio TA, Dimmock DP, Rehm HL, Shendure J, Abecasis GR, et al. Guidelines for investigating causality of sequence variants in human disease. Nature. 2014; 508(7497): 469–76.
[25] Meneely P. Genetic Analysis: Genes, Genomes, and Networks in Eukaryotes. 1st ed. Oxford: Oxford University Press; 2014.
[26] Van der Oost J, Westra ER, Jackson RN, Wiedenheft B. Unravelling the structural and mechanistic basis of CRISPR-Cas systems. Nat Rev Microbiol. 2014; 12(7): 479–92.
[27] Rath D, Amlinger L, Rath A, Lundgren M. The CRISPR-Cas immune system: biology, mechanisms and applications. Biochimie. 2015; 117: 119–28.
[28] Gasiunas G, Barrangou R, Horvdath P, Siksnys V. Cas9-crRNA ribonucleoprotein complex mediates specific DNA cleavage for adaptive immunity in bacteria. Proc Natl Acad Sci U S A. 2012; 109(39): E2579–86.
[29] Mali P, Yang L, Esvelt KM, Aach J, Guell M, DiCarlo JE, et al. RNA-guided human genome engineering via Cas9. Science. 2013; 339(6121): 823–6.
[30] Karen Y. He 1, Dongliang Ge 2,* and Max M. He, "Big Data Analytics for Genomic Medicine", Int. J. Mol. Sci. 2017, 18, 412; doi: 10.3390/ijms18020412.
[31] Manolis Kellis1,2, Nick Patterson1 , Bruce Birren1 , Bonnie Berger2,3,5, Eric S. Lander, "Methods in comparative genomics: genome correspondence, gene identification and motif discovery", Re-annotation of the Saccaromyces cerevisiae Genome. Comparative and Functional Genomics 2: 143-154.
[32] Lee, T.I., N.J. Rinaldi, F. Robert, D.T. Odom, Z. Bar-Joseph, G.K. Gerber, N.M. Hannett, C.T. Harbison, C.M. Thompson, I. Simon, J. Zeitlinger, E.G. Jennings, H.L. Murray, D.B. Gordon, B. Ren, J.J. Wyrick, J.B. Tagne, T.L. Volkert, E. Fraenkel, D.K. Gifford, and R.A. Young. 2002. Transcriptional regulatory networks in Saccharomyces cerevisiae. Science 298: 799-804.
[33] McCue, L., W. Thompson, C. Carmack, M.P. Ryan, J.S. Liu, V. Derbyshire, and C.E. Lawrence. 2001. Phylogenetic footprinting of transcription factor binding sites in proteobacterial genomes. Nucleic Acids Res 29: 774-782.
[34] Tatusov, R.L., D.A. Natale, I.V. Garkavtsev, T.A. Tatusova, U.T. Shankavaram, B.S. Rao, B. Kiryutin, M.Y. Galperin, N.D. Fedorova, and E.V.Koonin. 2001. The COG database: new developments in phylogenetic classification of proteins from complete genomes. Nucleic Acids Res 29: 22-28.
[35] Ashburner, M., C.A. Ball, J.A. Blake, and G. Sherlock. 2000. Gene ontology: tool for the unification of biology. The Gene Ontology Consortium. Nat Genet 25: 25-29.
[36] Avinash Yadlapati, Dr. Hari Kishore Kakarla, "An Advanced AXI Protocol Verification using Verilog HDL", Wulfenia Journal, ISSN: 1561-882X, Volume 22, Number 4, pp. 307-314, April 2015
[37] P Ramakrishna, K. Hari Kishore, "Design of Low Power 10GS/s 6-Bit DAC using CMOS Technology "International Journal of Engineering and Technology(UAE), ISSN No: 2227-524X, Vol No: 7, Issue No: 1.5, Page No: 226-229, January 2018.
[38] A Murali, K. Hari Kishore, "Efficient and High Speed Key Independent AES Based Authenticated Encryption Architecture using FPGAs "International Journal of Engineering and Technology(UAE), ISSN No: 2227-524X, Vol No: 7, Issue No: 1.5, Page No: 230-233, January 2018.
[39] G.S.Spandana, K Hari Kishore "A Contemporary Approach For Fault Diagnosis In Testable Reversible Circuits By Employing The CNT Gate Library" International Journal of Pure and Applied Mathematics, ISSN No: 1314-3395, Vol No: 115, Issue No: 7, Page No: 537-542, September 2017.
[40] K Hari Kishore, CVRN Aswin Kumar, T Vijay Srinivas, GV Govardhan, Ch Naga Pavan Kumar, R Venkatesh "Design and Analysis of High Efficient UART on Spartran-6 and Virtex-7 Devices", International Journal of Applied Engineering Research, ISSN 0973-4562, Volume 10, Number 09 , pp. 23043-23052, June 2015
[41] K Bindu Bhargavi, K Hari Kishore "Low Power BIST on Memory Interface Logic", International Journal of Applied Engineering Research, ISSN 0973-4562, Volume 10, Number 08 , pp. 21079-21090, May 2015.
[42] Korraprolu Brahma Reddy, K Hari Kishore, "A Mixed Approach for Power Dissipation Reduction in Nanometer CMOS VLSI circuits", International Journal of Applied Engineering Research, ISSN 0973-4562 Volume 9, Number 18 , pp. 5141-5148, July 2014.
[43] Nidamanuri Sai Charan, Kakarla Hari Kishore "Reorganization of Delay Faults in Cluster Based FPGA Using BIST" Indian Journal of Science and Technology, ISSN No: 0974-6846, Vol No.9, Issue No.28, page: 1-7, July 2016.
[44] Sravya Kante, Hari Kishore Kakarla, Avinash Yadlapati,"Design and Verification of AMBA AHB-Lite protocol using Verilog HDL" International Journal of Engineering and Technology, E-ISSN No: 0975-4024, Vol No.8, Issue No.2, Page:734-741, May 2016.
[45] Bandlamoodi Sravani, K Hari Kishore, "An FPGA Implementation of Phase Locked Loop (PLL)", International Journal of Applied Engineering Research, ISSN 0973-4562, Volume 10, Number 14 , pp. 34137-34139, August 2015
[46] Meka Bharadwaj, Hari Kishore "Enhanced Launch-Off-Capture Testing Using BIST Designs" Journal of Engineering and Applied Sciences, ISSN No: 1816-949X, Vol No.12, Issue No.3, page: 636-643, April 2017.